

**This document was updated
to include the 2015 stats from
the FBI Bureau of Justice
“Crime in the United States”**

A MULTI- PART DOCUMENT TO EXPOSE THE FRAUD OF THE "END THE DEMAND" CRUSADE

1 + 2 = 15,000,000
3 + 6 = 225

MELISSA
FARLEY...
THE EARLY YEARS.
SHE STILL CAN'T ADD...

**THE CRUSADE IS BASED ON OUTRIGHT FRAUD AND
DECEPTION... THE OUTRAGEOUS NUMBERS SPEWED OUT BY
THOSE 'VICTIM PIMPS' AND PROSTITUTION ABOLITIONISTS JUST DON'T ADD UP...**

**WARNING: THIS DOCUMENT CONTAINS
NUMEROUS EDITORIAL COMMENTS WHICH ARE
THE PERSONAL OPINIONS OF THE AUTHOR AND
MAY OFFEND THOSE WHO ARE REFERENCED IN THE
COMMENTS. OPINIONS ARE PROTECTED BY THE
FIRST AMENDMENT OF THE UNITED STATES AND
MAY NOT BE CONSTRUED AS LIBEL OR
HARASSMENT.**

This project is part of our educational outreach series to the local, national and international communities relating to current and proposed legislation which impacts the lives and health of sex workers and our families. International Sex Worker Foundation for Art, Culture and Education is a 501 (c) 3 non profit organization www.iswface.org www.policeprostitutefundandpolitics.com for all links to source documents

No persons connected with this or other ISWFACE projects received any salary or other financial compensation from ISWFACE for their work.

Individual researchers may have been fed and reimbursed for gas and other costs associated with conducting research on our behalf.

All material in this document may be used, quoted and posted in any manner whatsoever. If quoting text, please cite the author, Norma Jean Almodovar



MISTRESS OF THE MIGHTY CALCULATOR

TABLE OF CONTENTS- "DO THE MATH"

PART I

- WHY NUMBERS MATTER- USING THE GOVERNMENT'S OWN DATA TO DISPROVE THE LIES TOLD BY THE PROSTITUTION ABOLITIONISTS AND THE 'VICTIM PIMPS'
- DEFINITIONS OF TERMINOLOGY AND OVERVIEW OF ALL PAGES FOR THOSE WHO DON'T HAVE TIME TO READ THE WHOLE DOCUMENT...
- SUMMARY OF THE DATA IN THIS DOCUMENT
- ENDING COMMENTS

PART II-A

- WHERE WILL ALL THE COPS COME FROM TO ARREST ALL THE 'JOHNS'? - ??? LAW ENFORCEMENT OFFICERS AVERAGE 13.11 ARRESTS PER YEAR PER COP... 2014 Table #5 reported crime in the US by State- WITH CRIME ARREST TOTALS AND PERCENTAGES

PART II-B

- WHERE DOES THE GOVERNMENT HIDE ALL THE STATISTICS AND THE CRIMINAL CATEGORIES FOR THE "MOST PRESSING ISSUE OF OUR TIME"- "HUMAN/ SEX TRAFFICKING/ MODERN DAY SLAVERY"?

PART III-A

- WHY DOES EVERY STATE CLAIM TO BE A 'SEX TRAFFICKING HUB'?- 2000- 2015 TOTAL PROSTITUTION ARRESTS BY STATE ADULT AND JUVENILE - TABLE # 69

PART III-B

- THEY CAN'T ALL BE A 'SEX TRAFFICKING HUB'- CAN THEY?- STATE BY STATE GRAPHS OF PROSTITUTION ARRESTS 2000- 2015

PART IV

- WHY DON'T THE 96% OF ALL CHILD SEXUAL EXPLOITATION VICTIMS COUNT AS MUCH AS THE 4%? "OPERATION CROSS COUNTRY" LIES AND EXAGGERATIONS... OPERATION CROSS COUNTRY 2015- (IN 2014, IT TOOK 50 LAW ENFORCEMENT AGENTS TO RESCUE ONE CHILD... 8,500+ AGENTS RESCUED 168 'CHILDREN')

PART V (A & B)

- FAST FACTS SHOW THE TRUTH- THERE CANNOT BE "100,000 TO 300,000" CHILDREN TRAFFICKED INTO PROSTITUTION EVERY YEAR, NOR COULD THEY BE SOLD TO 10 TO 15 MEN PER DAY... IF THEY WERE, THAT WOULD BE 200,000,000 MEN HIRING MINORS EVERY YEAR- BUT THERE ARE ONLY 107,965,933 MEN BETWEEN THE AGES OF 20 AND 79 IN THE ENTIRE UNITED STATES...

PART VI

- OVER THREE DECADES WORTH OF ARRESTS STATISTICS- 1981 TO 2015- MALE, FEMALE- ADULT AND MINOR - FOR PROSTITUTION AND DISORDERLY CONDUCT... WHERE ARE THE VICTIMS?

PART VII

- WHAT DOES THIS CRUSADE COST THE TAXPAYERS? NOT JUST THE MONEY, BUT LOST JUSTICE, LOSS OF CIVIL RIGHTS, AND THE DESTRUCTION OF THE LIVES OF THE ALLEGED VICTIMS...

IN THE THOUSANDS OF YEARS THAT MORAL AND SOCIAL BUSYBODIES HAVE TRIED TO 'ERADICATE' SIN -USING THEIR GOVERNMENTS AND RELIGIOUS INSTITUTIONS TO IMPOSE THEIR VALUES ON OTHERS- THEY HAVE NOT SUCCEEDED, AND THEY NEVER WILL. THE LAWS THEY DEMAND ONLY LEAD TO MORAL HYPOCRISY AND THE CORRUPTION OF THE ENTIRE JUSTICE SYSTEM.



REMEMBER ELIOT SPITZER?
DAVID VITTER? THE SECRET SERVICE
AGENTS? RANDY CUNNINGHAM? AND ALL
THE REST OF THE MEN WHO GOT CAUGHT
HIRING PROSTITUTES,
INCLUDING COPS, JUDGES, DAS?
IF YOU CAN'T STOP THOSE MEN FROM
HIRING US, HOW WILL YOU STOP THE
AVERAGE MAN?
THOSE MEN HAD EVERYTHING TO LOSE IF
THEY GOT CAUGHT, AND THEY DID IT
ANYWAY.

"DO THE MATH"- WHY NUMBERS MATTER

The US government has a vast library of information available online. The problem is that finding anything is not an easy job. There are so many different reports, tables, documents etc. some of it a bit repetitive, and unfortunately, some containing different mathematical results for the same information (such as number of arrests for rape or prostitution) making it difficult to know which statistic is the more accurate or current.

[If you find a statistic in one table or report that does not match another statistic that is posted here, you are welcome to share that with us, along with the location of the differing numbers.]

You can view a list of all the other reports, tables and source documents which we have accumulated and to which we frequently add new spreadsheets, reports and documents – on our website: and on this page: [REFERENCE](#)

Perhaps because it is so difficult to find this information without a great deal of effort, journalists, politicians and others do not attempt to do any meaningful research which would expose the lies they are told by the prostitution abolitionists and victim pimp organizations. They no longer have an excuse. As an activist, you can point them to this material or send them directly to the government statistics.

Without further ado, here are definitions, explanations of the materials, summaries and links to the reports and materials referenced in this document: **[ALL PAGES IN THIS DOCUMENT CAN BE FOUND ON OUR WEBSITE IN THE REFERENCE LIBRARY AS WELL AS IN "OPERATION DO THE MATH" PAGE- and all have links to the original source pages)**

DEFINITIONS:

'PROSTITUTION ABOLITIONIST VS. ANTI- TRAFFICKER'

No one wants to abolish human/sex trafficking more than sex workers. We do not want anyone to be forced into any type of labor, regardless of their age or financial situation. Unfortunately, there are many people who claim they are “anti- traffickers” but they are really anti- prostitution and their goal is to “abolish” or “eradicate” all commercial sex, including porn, stripping, exotic dancing, etc. How to tell the difference? If a group or organization supports and respects the rights of consenting adults to engage in commercial sex and they are willing to work with us to help fight all forms of human trafficking, then they are “anti- traffickers.” If they claim that all commercial sex must be abolished to fight “sex trafficking,” then they are prostitution abolitionists and care nothing about ‘human trafficking.’

'SEX TRAFFICKING,' 'VICTIM PIMPS' AND 'RESCUE PIMPS':

There are many conflicting definitions for what constitutes "sex trafficking" and also many opinions of who is and isn't a "victim of sex trafficking" and who is a trafficker. It is so confusing for law enforcement agents that they have been known to arrest a "victim" and charge her with sex trafficking... of herself!

Organizations which receive funding from the government and/or private donations have a vested interest in claiming that **ALL SEX WORKERS ARE SEX TRAFFICKING VICTIMS**, and the more victims they can con the public into believing are out there, the more money they receive from those 'pigeons'. For this reason, we call them **"VICTIM PIMPS"** or **"RESCUE PIMPS"** because they make their money off of sex workers (whom they allege are victims) and they 'rescue' us by having the cops kidnap us and then threaten us with incarceration if we do not accept their offer to be 'rehabilitated'.

•Government agencies categorize all minors (under 18) involved in any type of sex work as being victims of sex trafficking, regardless of their age or consent to engage in sex work, and even in states where the age of consent is 16.

Abolitionists (falsely) argue that because “the average age of entry into prostitution is 12 to 14” the majority of adult prostitutes must have become prostitutes as minors, and therefore their lack of ability to consent as minors carries over into their adulthood and they cannot be considered to have consented to engage in prostitution as adults.

As you will see in other sections of this document, the basis for the “average age” argument is a lie, because the study upon which their argument rests was a study of **JUVENILE PROSTITUTES, AND NO ONE OVER 18 WAS INCLUDED IN THE RESEARCH.** (“2001 COMMERCIAL SEXUAL EXPLOITATION OF CHILDREN IN THE US, CANADA AND MEXICO” PAGE 92 -93)

TO DELIBERATELY LEAVE OUT THE MOST PERTINENT INFORMATION ABOUT THIS 'STUDY' IS A LIE BY OMISSION.



VISIT OUR REFERENCE LIBRARY (WE HAVE SEVERAL)
STARTING HERE (CLICK IMAGE TO GO TO URL)

For those over the age of consent, 'sex trafficking' is supposed to be defined as being coerced or tricked into prostitution against one's will, but prostitution abolitionists contend that all sex work is done against one's will. They claim that all prostitution is rape or like rape and that women cannot "consent to be raped." [AND YET WHEN WE ARE RAPED BY LAW ENFORCEMENT OFFICERS, IF THE COPS ARE ARRESTED AND IF THEY ARE PROSECUTED, THE ARGUMENT IS THAT WE MUST HAVE CONSENTED TO THE COERCED SEX ACT. PROSECUTORS DECLINE TO PURSUE CASES AGAINST RAPIST COPS, CONTENDING THAT IT MUST HAVE BEEN CONSENSUAL BECAUSE SHE WAS A PROSTITUTE....]

This is a convenient but illogical argument which denies the voices of the majority of sex workers who say they choose to engage in sex work for a variety of reasons, and that being "economically coerced" into sex work (another specious argument of the abolitionists) is no different than any other adult who is "economically coerced" into any other job. **NOT LIKING ONE'S WORK IS NOT A LEGITIMATE REASON TO EITHER BAN THAT TYPE OF WORK OR TO ARREST THOSE WHO ENGAGE IN SUCH LABOR!!!!**

'RESCUE'

Put simply, "Rescue" means "arrest"- taken into custody.

'RESCUE AND RESTORE'

In any other context, rounding up a group of people against their will is called "kidnapping." Those who kidnap sex workers, using law enforcement agents to do their bidding, believe that 'the 'end justifies the means.' The cops- working with the 'faith based rescue' organizations- seize/ kidnap/ 'rescue' sex workers off the street as well as those who find their clients on the internet, and drag those kidnap victims to the rescue organizations facility where they are threatened with arrest if they do not agree to enter the 're-education program' offered so kindly by the 'well meaning' Christians who only want to teach these poor beings that "Jesus loves them" and that they would be so much better off if they learned skills that could help them find acceptable employment earning minimum wage and or going on the government dole. These nice folks want to 'restore' us bad women and return us to the 'state of grace' where women are supposed to be: virtuous, chaste, humble and good wives who obey their husbands and only have sex with them in the missionary position.

Those who do not accept the terms of confinement in the 're-education camp' are then arrested and sent for prosecution and subsequent incarceration in the city or state facility where they can be raped by the guards as punishment for daring to refuse the generous offer of the rescuers.

'END THE DEMAND'

An insane policy which criminalizes the clients and employers of prostitutes (even though in most places where prostitution is illegal, criminalization already covers all those persons including the prostitute)- while decriminalizing the sex worker. If even a small percentage of the alleged number of JUVENILE prostitutes existed, the number of 'johns' hiring them would be so great that it would outnumber the entire adult male population of the US... see Part V- Fast Facts...

'SEX WORKERS' (all prostitutes are sex workers but not all sex workers are prostitutes)

Sex work includes all forms of financially compensated adult activity- legal or illegal (stripping, porn, phone sex, web cam sex, dominatrix, escorting, writing pornographic scripts, and of course, prostitution; there are other types of sex work as well).


'PIMPS/ MADAMS/ HUMAN TRAFFICKERS'

The government/ law enforcement considers ANYONE to whom a sex worker gives ANY of the money earned through sex work to be a 'pimp' or 'madam'. This could be someone who facilitates the safety of the sex worker, or someone who arranges an encounter for a sex worker, or who drives a sex worker to their encounter. It is also applied to others who may have nothing to do with facilitating sex work- such as a family member: children, parents, spouse, boyfriend, girlfriend etc, as well as landlords, banking institutions, and ANYONE who may 'financially benefit' from the victims' sex work. All of those persons are now threatened with and arrested as 'human traffickers'. The cops also seize the money earned by a sex worker and use the funds to prosecute 'the victim' and arrest more 'victims'.

'JOHNS' / UNIQUE NUMBER OF 'JOHNS'

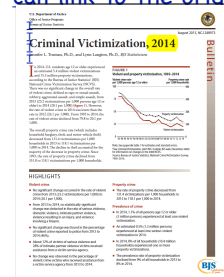
Cops and prostitution abolitionists and the media refer to the men who pay us as 'johns.' Most of us refer to them as 'clients' or 'customers' because we view ourselves as professionals with a job providing sex care and intimacy.

A 'UNIQUE JOHN' describes someone who is a new client (to that sex worker) and not what we consider a 'regular client' who is someone who hires us more than one time and whom we may see on a regular basis for years.



"OPERATION DO THE MATH"- WHAT THE FBI TABLES TELL US- AND WHAT THEY LEAVE OUT :

In addition to the tables and spreadsheets found in "Crime in the United States" (tables #1- #69), the Bureau of Justice publishes the "Criminal Victimization Report" (CVR) annually. This is a very informative document, which raises as many questions as it answers. ([click here or on image of document to view our highlighted pdf copy pdf from which you can link to the original document on the FBI's website](#)).



[CLICK HERE TO GO TO CVR 2014](#)

TABLE # 69 - 2015 ARRESTS BY STATE

In Part II- A & B , all of the classifications of crimes are listed and explained; crimes for which there is a 'complaining victim' (listed under "violent crimes" and "property crimes") and 'criminal activity' which the arresting officer(s) allegedly 'observed'.

Here are a few of the 'crimes' which are left out entirely from the FBI tables: (reported crimes and arrests), or which may be included under a different category of 'crime,' but we are given no explanation of what criteria is used to determine how or where these crimes are classified and documented, (yet clearly they are important and some are included in the **CRIMINAL VICTIMIZATION REPORT- "CRV"**):

INCLUDED IN CVR- NOT INCLUDED AS SEPARATE CATEGORIES IN TABLES- AS REPORTED CRIMES OR ARRESTS VIOLENT CRIME AND SERIOUS VIOLENT CRIME: (see table 1 image above from page 2 of the 2015 CVR)

- domestic violence cases which were reported -& under what category are the reports noted?
- domestic violence cases which were reported and resulted in an arrest
- serious sexual assault which were reported ([which were not classified as 'rape' because there was no vaginal penetration with a penis- according to the FBI crime definitions list](#))
- serious sexual assault which were reported and resulted in an arrest ([which were not classified as 'rape' because there was no vaginal penetration with a penis according to the FBI crime definitions list](#))

NOT INCLUDED IN CVR- ALSO NOT INCLUDED AS SEPARATE CATEGORIES IN TABLES- AS REPORTED CRIMES OR ARRESTS FOR SEX CRIMES (NOT INCLUDING RAPE OR SERIOUS SEXUAL ASSAULT):

- Child sexual assault - non commercial- which were reported or observed (where are the reported/ observed cases noted?)
- Child sexual assault - non commercial- which were reported or observed and resulted in an arrest
- Child commercial sexual exploitation- which were reported or observed -no arrests made
- Child commercial sexual exploitation- which were reported or observed and resulted in an arrest of either a trafficker or a 'john,' or in the 'arrest/ rescue/ recovery' of the child

- Adult commercial sexual exploitation which is reported or observed in which the victim is not arrested or charged with a crime - but a sex trafficker is arrested
- Sex traffickers- reported or observed- resulting in an arrest- under what category of arrest is this classified?

HUMAN TRAFFICKING CRIMES (NOT INCLUDING SEX TRAFFICKING):

- Child labor exploitation reported or observed
- Child labor exploitation reported or observed which resulted in an arrest
- Adult labor exploitation reported or observed
- Adult labor exploitation reported or observed which resulted in an arrest
- All other adult and child exploitation/ trafficking reported or observed resulting in an arrest

It is rather important to know the source of the statistics used in the CVR, particularly when the numbers of specific 'reported crimes' for such criminal activity as 'rape' noted in the tables (#5) are fewer than the combined "rape and sexual assault" crimes listed in the CVR report... In 2015, there were **124,047** (see totals on last page of this spreadsheet) REPORTED rapes... but only **19,304** arrests for rape (**15.6%** of arrests to reported rapes). The CVR for 2015 is not available as we update this section, so we do not know how many reported sexual assaults (not rapes) there were in 2015, and there is no report of how many sexual assaults resulted in an arrest.

No change was observed in the rate of serious violent crime from 2013 to 2014.

There was no statistically significant change in the rate of serious violent crime—defined as rape or sexual assault, robbery, and aggravated assault—from 2013 (7.3 per 1,000) to 2014 (7.2 per 1,000) (table 1). The rate of simple assault declined from 15.8 victimizations per 1,000 persons in 2013 to 12.4 per 1,000 in 2014. Rates of total violent crime (down 29%) and simple assault (down 35%) were lower in 2014 than rates observed a decade earlier in 2005.

Type of violent crime	2005	2013	2014	Rate per 1,000 persons age 12 or older	2005	2013	2014
Violent crime	6,047,081	5,136,825	5,136,825	24.4	23.2	20.1	
Aggravated assault	202,500	160,070	160,070	0.8	1.1	1.1	
Robbery	191,120	160,490	160,490	1.1	2.4	2.5	
Assault	5,102,061	5,166,310	5,166,310	24.4	16.8	16.5	
Reported assault	1,281,400	966,220	1,000,000	5.2	1.8	4.1	
Simple assault	4,820,661	4,196,290	4,166,310	19.2	15.7	12.4	
Sexual violence	8,925,200	9,130,000	9,130,000	51.6	42	42	
Intimate partner violence	8,160,000	8,360,000	8,360,000	53.3	28	24	
Sexual violence	1,125,000	1,200,000	1,200,000	11.6	10	10	
Violent crime resulting injury	1,752,212	1,803,960	1,753,950	7.2	6.1	5.2	
Sexual violence resulting injury	2,224,400	1,940,000	1,940,000	10.2	12	12	
Sexual violence resulting injury	452,200	565,700	565,700	1.7	1.8	1.5	
Sexual violence resulting injury	191,400	200,000	200,000	1.0	1.4	1.0	
Serious violent crime resulting injury	1,094,400	1,173,900	1,173,900	4.5	3.8	3.5	
Serious violent crime resulting injury	1,094,400	1,173,900	1,173,900	4.5	3.8	3.5	
Serious violent crime resulting injury	614,000	729,210	729,210	3.4	3.8	3.8	

[Click here to go to CVR 2014](#)

PLEASE NOTE: AS OF OCTOBER 2016, THE 2015 CVR has not yet been posted

We do know that in the "Persons Arrested" summary, from "Crime in the United States 2015" (click on image to go to page), the FBI claims "Nationwide, law enforcement made an estimated **10,797,088** arrests in 2015. Of these arrests, **505,681** were for violent crimes, and **1,463,213** were for property crimes..." even though **table #69 (arrests by state- 2015- see Part II-B)**, shows only **9,078,875** total arrests, of which **426,535** were for violent crimes and **1,248,583** were for property crimes (there were **1,968,894** reported crimes). (see PART II-B Crimes Total last page). According to tables # 5 and 69, that means the cops managed to solve **34.6%** of reported violent crimes and **15.6%** of reported property crimes, for an overall total of **18.2%** of all reported crimes)

PLEASE BE AWARE THAT THERE ARE (MAJOR AND MINOR) DISCREPANCIES IN THE VARIOUS FBI TABLES AVAILABLE ON THEIR WEBSITE. WE HAVE DONE OUR BEST TO POST WHAT APPEAR TO BE THE MOST CURRENT NUMBERS FOR WHATEVER TABLES, SPREADSHEETS ETC. WE USED TO COMPILE THIS DOCUMENT.

WHERE WILL WE FIND ENOUGH COPS TO ARREST ALL THE 'JOHNS'?

Police turn blind eye to Swedish 'slave trade' SWEDEN DOES NOT HAVE ENOUGH COPS TO PURSUE THE ARREST AND PROSECUTION OF ALL THE 'JOHNS' AND 'TRAFFICKERS'- HOW DO WE THINK WE CAN ASSIGN OUR LAW ENFORCEMENT AGENTS TO FIND THE ALLEGED HUNDREDS OF MILLIONS OF 'JOHNS' IN THE US?

WITH POTENTIALLY 200,000,000 CRIMINAL "JOHNS" OUT THERE HIRING MINORS FOR SEX, AND IF EACH COP, ON AVERAGE, CAN ONLY MAKE 14 ARRESTS PER YEAR, WHERE WILL WE FIND ENOUGH COPS TO ARREST ALL THE 'JOHNS'?



PAGE # 5 of 14 PART I VERSION 10162016 #01A

SUMMARY PART II B “OPERATION DO THE MATH”

Summary of what this spreadsheet data shows:



TO VIEW THE ENTIRE SUMMARY OF STATISTICS FROM TABLES # 5 AND #69- AND COMPARISON TO THE CRIMES REPORTED, SEE PART II A/ ALSO SEE PART II A FOR LINK TO TABLE # 5

2015 [TABLE #5 REPORTED CRIMES BY STATE](#) / [TABLE # 69 REPORTED ARRESTS](#) FOR ALL CRIMES

REPORTED CRIMES 2015: **9,225,197** (DISTRICT OF COLUMBIA AND PUERTO RICO REPORTED CRIMES BUT ONLY DC HAD INFORMATION RELATING TO SOME ARRESTS SO CRIMES IN PUERTO RICO WERE NOT INCLUDED IN THE TOTAL)

• **REPORTED CRIMES HAVE A VICTIM WHO EITHER CONTACTED THE POLICE AND FILLED OUT A CRIMINAL REPORT, OR A CRIMINAL REPORT WAS INITIATED/ FILED ON BEHALF OF A VICTIM WHO WAS UNABLE TO REPORT THE CRIME FOR WHICH THEY WERE THE VICTIM: INCLUDES MURDER AND NON NEGLIGENT MANSLAUGHTER, FORCIBLE RAPE, AGGRAVATED ASSAULT, ROBBERY... PROPERTY CRIMES INCLUDE BURGLARY, LARCENY- THEFT, MOTOR VEHICLE THEFT AND ARSON ETC.**

ARRESTS FOR ALL CRIMES (REPORTED AND NON REPORTED) ALL STATES 2015: **9,078,875*** (according to the 2015 Crime in the US report- however, the numbers from their spreadsheets do not add up to that)

NUMBER OF ARRESTS FOR REPORTED CRIMES: **1,675,118**

PERCENTAGE OF ARRESTS FOR REPORTED CRIMES TO ALL ARRESTS: **18.45%**

NUMBER OF ARRESTS FOR NON REPORTED ‘CRIMINAL ACTIVITY’: **7,403,757** (NON REPORTED CRIMINAL ACTIVITY ARREST IS ANY ARREST WHERE THE ARRESTING LAW ENFORCEMENT AGENT INITIATED THE ARREST BASED ON HIS OR HER OBSERVATION- FOR WHICH THERE IS NO VICTIM REPORTING A CRIME- SEE THE TYPES OF ARRESTS MADE FOR NON REPORTED CRIMINAL ACTIVITY IN THE LIST BELOW)

PERCENTAGE OF ARRESTS FOR NON REPORTED CRIMINAL ACTIVITY: **81.55%** UPON FIRST GLANCE, IT APPEARS THAT THERE WERE MORE ARRESTS MADE THAN THERE WERE CRIMINAL REPORTS FILED... UNTIL YOU REALIZE THAT THE MAJORITY OF ARRESTS WERE NOT FOR REPORTED CRIMES, AND IN FACT, ARRESTS FOR REPORTED CRIMES WERE ONLY **18.2%** OF ALL ARRESTS MEANING THAT OF THE **9,225,197** REPORTED CRIMES, **7,550,079** WERE NOT SOLVED AND THE PERPETRATORS ARE STILL AT LARGE.

BUT NOT TO WORRY! THE **631,517** STATE AND LOCAL LAW ENFORCEMENT AGENTS* **2** WHO WERE OUT THERE FIGHTING CRIME WERE VERY SUCCESSFUL IN APPREHENDING ALL THOSE “CRIMINALS” WHO WERE UNFORTUNATE ENOUGH TO ENCOUNTER A LAW ENFORCEMENT AGENT WHO WAS SIMPLY TOO INCOMPETENT TO FIND A CRIMINAL WHO HAD A VICTIM. IN FACT, THE AVERAGE NUMBER OF ARRESTS MADE PER COP PER YEAR IN 2013 WAS...

A STAGGERING 14.38... GOOD THING THEY REALLY ARE INCOMPETENT, OR THEY WOULD HAVE HAULED IN EVEN MORE ADULTS FOR VIOLATING THE SENSIBILITIES OF MORAL AND SOCIAL BUSYBODIES... HERE’S THE CALCULATION FOR FINDING THE AVERAGE NUMBER OF ARRESTS MADE PER COP PER YEAR:

9,078,875 ÷ BY 631,517 = 14.38 ARRESTS PER YEAR... NOT PER MONTH... PER YEAR....

CONSIDERING THAT IT TAKES, ON AVERAGE, 40 LAW ENFORCEMENT AGENTS TO RESCUE ONE CHILD DURING THE ANNUAL “OPERATION CROSS COUNTRY” STING, ONE WONDERS HOW ON EARTH IT WOULD BE POSSIBLE TO “END THE DEMAND” (FOR PROSTITUTES OF ALL AGES) WHEN **THE LAW ENFORCEMENT AGENTS WE HAVE NOW CAN’T ARREST MORE THAN 18% OF ALL REPORTED CRIMES...** AND WOULD THE PROSTITUTION ABOLITIONISTS REALLY CLAIM THAT IT IS MORE IMPORTANT TO SQUANDER THE SCARCE AND VALUABLE RESOURCES ARRESTING ADULT MEN AND WOMEN FOR ENGAGING IN COMMERCIAL SEX WHERE NEITHER PARTICIPANT HAS CALLED THE POLICE AND ASKED FOR HELP?

DRUG ABUSE VIOLATIONS: **1,259,009** (ACCOUNTS FOR THE GREATEST NUMBER OF ARRESTS)

DRIVING UNDER THE INFLUENCE (WHICH MANY COPS DO BUT DO NOT GET ARRESTED FOR DOING SO): **865,616**

DISORDERLY CONDUCT (WHICH CAN MEAN ANYTHING THE NICE OFFICER WANTS IT TO MEAN, INCLUDING TAKING

PICTURES OF THE COP ARRESTING OTHER PEOPLE): **298,253**

DRUNKENNESS: **314,856**

LIQUOR LAWS (????): **222,096**

PROSTITUTION AND COMMERCIAL VICE (ALL AGES- PRIMARILY OVER 18 - ONLY 457 WERE MINORS): **34,240**

VAGRANCY: **19,414**

GAMBLING: **3,764**

SUSPICION (OF WHAT, IT DOESN’T SAY): **1,045** **CURFEW AND LOITERING LAW VIOLATIONS (FOR MINORS):** **33,908**

ALL OTHER OFFENSES EXCEPT TRAFFIC VIOLATIONS: **2,812,305** (THERE IS NO DEFINITION FOR WHAT THESE “OTHER OFFENSES” MAY BE)

***1 FBI SUMMARY REPORT “CRIME IN THE UNITED STATES- PERSONS ARRESTED” ((CLICK LINK HERE) CLAIMS THAT THERE WERE “AN ESTIMATED 10,797,088 ARRESTS IN 2015” BUT THE ACTUAL SPREADSHEETS DO NOT ADD UP TO THAT NUMBER, MEANING THERE ARE 1,718,213 MISSING ARRESTS FROM THEIR SPREADSHEETS... THEY ALSO CLAIM “Of these arrests, 505,681 were for violent crimes, and 1,463,213 were for property crimes” WHICH ADDS UP TO 1,968,894 ARRESTS RATHER THAN THE 1,675,118 ARRESTS FOR REPORTED CRIMES THAT WE FOUND IN THEIR DATA... A DIFFERENCE OF 293,079... IF SOMEONE CAN SPOT THOSE ADDITIONAL ARRESTS, PLEASE CONTACT US AND TELL US WHERE THEY ARE...**

State	Area	Population	Violent Crime	Property Crime	Total Crime	Rate per 100
ALABAMA		5,010,033				
	Metropolitan Statistical Area	37,176,182	283	1,408		
	Nonmetropolitan areas	100,076,180	287	1,407		
	Total	137,252,362				
	Crime outside metropolitan area	63,076,181	32	311		
	Nonmetropolitan areas	100,076,180	33	311		
	State Total	137,252,362	315	1,719		
ALASKA		731,449				
	Metropolitan Statistical Area	100,076,180	27	241		

TABLE #5- REPORTED CRIMES

State	Area	Persons Arrested
ALABAMA		
	Metropolitan Statistical Area	283
	Nonmetropolitan areas	287
	Total	570
	Crime outside metropolitan area	32
	Nonmetropolitan areas	33
	State Total	602
ALASKA		
	Metropolitan Statistical Area	27

TABLE #69- PERSONS ARRESTED

State	Area	Law Enforcement Agencies
ALABAMA		
	Metropolitan Statistical Area	1
	Nonmetropolitan areas	1
	Total	2
	Crime outside metropolitan area	1
	Nonmetropolitan areas	1
	State Total	2
ALASKA		
	Metropolitan Statistical Area	1

TABLE #77- NUMBER OF LAW ENFORCEMENT AGENCIES

SUMMARY PART III A—"OPERATION DO THE MATH"

WHY DO REPORTERS IN EVERY STATE CLAIM THEIR STATE IS A 'SEX TRAFFICKING HUB'?



NEARLY EVERY REPORTER IN EVERY STATE FOR EVERY POLITICALLY CORRECT NEWS OUTLET SEEMS TO BELIEVE THAT HIS / HER STATE/ CITY IS A 'HUB' FOR 'SEX TRAFFICKING.' THEY BREATHLESSLY RELATE THE LATEST PIECE OF BOVINE EXCREMENT FROM 'VICTIM PIMP' ORGANIZATIONS SUCH AS THE POLARIS PROJECT, SHARED HOPE AND ALL THE OTHER 'FAITH BASED' AND PROSTITUTION ABOLITIONIST GROUPS. APPARENTLY THEY ARE UNABLE OR UNWILLING TO DO ANY RESEARCH TO CONFIRM THOSE ALLEGATIONS- PERHAPS BECAUSE IT IS TOO MUCH TROUBLE OR BECAUSE REPORTERS ALL KNOW - 'SEX SELLS' AND 'DAMSELS IN DISTRESS' WHO ARE PROSTITUTES SELL VERY VERY WELL...

EVERY YEAR WHEN THE FBI CONDUCTS ITS HIGHLY UNSUCCESSFUL "OPERATION CROSS COUNTRY" STING (SEE PART IV FOR OPERATION CROSS COUNTRY STATS)- THE LOCAL MEDIA DRAGS OUT THE FABRICATED 'STATS' FROM THE PREVIOUS YEAR AND, ADDING THEIR OWN HIGHLY SUBJECTIVE OPINIONS TO THE MIX, MAKE FALLACIOUS CLAIMS ABOUT THE HUNDREDS OF THOUSANDS OF VICTIMS OF 'SEX SLAVERY' AND HOW SEX TRAFFICKING CAN BE FOUND RIGHT THERE IN THEIR OWN BACKYARD!

TITILLATING HEADLINES PROCLAIM THERE IS AN 'EPIDEMIC' AND THAT 'SEX TRAFFICKING IS THE FASTEST GROWING CRIMINAL ENTERPRISE IN THE WORLD' (THANKS [TO THAT FALSE STATEMENT ON THE FBI WEBSITE](#))- BUT THE FBI BUREAU OF JUSTICE STATISTICS WEBSITE (TABLES # 5 AND #69 UNDER THE "CRIME IN THE US" CATEGORY) SHOW THAT THIS IS NOT TRUE AT ALL. IN FACT, THE NUMBER OF ARRESTS FOR PROSTITUTION OF BOTH MALES AND FEMALES, ADULTS AND MINORS, HAS SIGNIFICANTLY DECREASED SINCE 1981 THROUGH 2013.

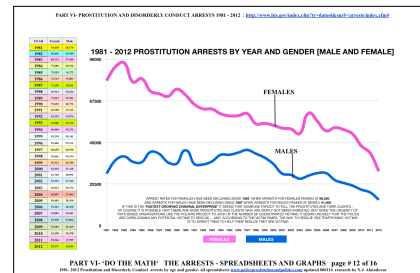
THE SPREADSHEETS FOR THE 1981 TO 2015 CAN BE FOUND IN PART VI- BUT THE INFORMATION IN THIS SECTION COVERS YEARS 2000 TO 2015, AND PART B OF THIS SECTION SHOWS A STATE BY STATE GRAPH OF THE NUMBER OF ARRESTS

OVER THOSE YEARS, WHICH CONTRADICT THE CLAIMS OF "BETWEEN 200,000 AND 300,000 CHILDREN BEING FORCED INTO PROSTITUTION AT ANY GIVEN TIME IN THE UNITED STATES..." IF YOU ADD IN THE ADULT PROSTITUTES, WHICH OUTNUMBER MINORS BY A HUGE PERCENTAGE - 1.81% OF ALL ARRESTS FROM 1981 TO 2013 WERE OF MINORS, WHILE 98% WERE PRIMARILY FEMALE ADULTS- THEN THERE MUST BE AT LEAST A MILLION OR TWO PROSTITUTES IN THE US (SEE PART V FAST FACTS) ... BUT THEY ARE NOT ANYWHERE TO BE FOUND.

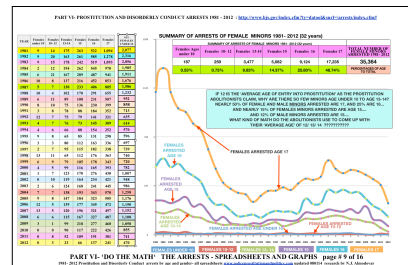
IF ARREST STATISTICS CAN'T BE USED TO DETERMINE A MORE ACCURATE ESTIMATE THAN WHAT THE PROSTITUTION ABOLITIONISTS CLAIM- HOW DOES ANYONE FIND THE REAL 'NUMBER OF SEX TRAFFICKING VICTIMS' OR EVEN THE NUMBER OF PROSTITUTES IN THE US? WHERE WOULD THOSE STATISTICS BE LOCATED SO THAT PEOPLE CAN FIND THEM? UPON WHAT DO THE ABOLITIONISTS BASE THEIR 'GUESSTIMATES'? THAT ANSWER CAN BE FOUND HERE: "[SEX TRAFFICKING OF MINORS- HOW MANY JUVENILES ARE BEING PROSTITUTED IN THE US](#)" (revised 2012- Crimes Against Children Research Center- Michelle Stransky & David Finkelhor) IT IS CALLED THE "Woozle Effect"- The "Woozle Effect" occurs when one writer reports an estimate based on a typically weak methodology or "guesstimate" that is subsequently cited by other writers, but without the first writer's caveats (Gelles 1980)."

PART III A- THE NUMBER OF ARRESTS FOR PROSTITUTION OF ALL PERSONS AND AGES FROM 2000 TO 2015 - AND LINKS TO THE STATE BY STATE GRAPH. WHAT DO THEY SHOW?
TOTAL NUMBER OF MINORS ARRESTED 2000 TO 2015? **15,931**
TOTAL NUMBER OF PERSONS ARRESTED 2000 TO 2015? **934,294**
IN 2015, THE TOTAL NUMBER OF ARRESTS FOR PROSTITUTION WAS **34,240** OF WHICH **457** WERE MINORS...


GRAPH BELOW SHOWS DECLINE IN ALL ARRESTS 1981 TO 2015- PART VI



GRAPH BELOW SHOWS DECLINE IN FEMALE MINORS ARRESTS 1981 TO 2015- PART VI



DOCUMENT BELOW IS THE REVISED VERSION "SEX TRAFFICKING OF MINORS" CLICK HERE TO GO TO PDF:



SCREENSHOT OF FBI DEPARTMENT OF JUSTICE CLAIM OF THE NUMBER OF CHILD VICTIMS IN THE US AND THE 'AVERAGE AGE' AND 'LIFESPAN OF VICTIMS'

Child Exploitation: \$10.8 million and 20 positions (4 agents) to enhance child exploitation investigations and prevent child predator advances before they begin. Studies estimate between 200,000 and 300,000 children are being forced into prostitution at any given time in the United States. The average age of a new child prostitute is 13, and the life expectancy after becoming a child prostitute is 7 years. The resources in this request will support the FBI's Innocence Lost field investigations, Child Sex Tourism investigations, and Innocent Images Initiatives. FY 2011 current services for this threat are 811 positions (82 agents) and \$322.3 million.

SUMMARY PART III B—"OPERATION DO THE MATH"

EVERY STATE CAN'T ALL BE A 'SEX TRAFFICKING HUB'— CAN THEY?



THE BEAUTY OF A SPREADSHEET PROGRAM SUCH AS MICROSOFT EXCEL AND APPLE'S "NUMBERS" (THE PROGRAM USED TO CREATE THIS DOCUMENT) IS BEING ABLE TO TAKE THE NUMBERS FROM THE TABLES AND PUT THOSE NUMBERS IN A CHART OR GRAPH. WHAT SEEMED TO BE A BORING SET OF NUMBERS (TO THE AVERAGE READER) SUDDENLY BECOMES A CLEAR PICTURE OF WHAT THE NUMBERS SHOW.

IN SUCH A FORMAT, IT EASY TO SEE HOW MANY OR FEW ARRESTS THERE WERE OF PERSONS FOR PROSTITUTION- AND THEIR AGES- FOR EACH STATE. SEPARATED FROM THE OTHER STATES IN THAT LONG AND BORING TABLE, EACH STATE CAN BE ANALYZED BY THE YEAR AND THE AGES OF THE ARRESTEES, AND ONE CAN INSTANTLY SEE WHETHER OR NOT THERE IS A DISCERNIBLE INCREASE IN 'SEX TRAFFICKING' - IF ARRESTS OF ALLEGED VICTIMS IS HOW THIS IS DETERMINED.

AS NOTED IN OTHER SECTIONS OF THIS DOCUMENT, WE DO NOT KNOW HOW THE GOVERNMENT CATEGORIZES 'VICTIMS' OF ANY HUMAN TRAFFICKING, OR HOW THE NUMBERS OF VICTIMS ARE CALCULATED. WE DON'T EVEN KNOW HOW MANY OF THE ARRESTS OF MALES, FOR EXAMPLE, WERE FOR BEING 'JOHNS' OR FOR BEING 'PROSTITUTES.' ALL ARRESTS OF MALES (AND FEMALES) ARE LUMPED TOGETHER IN ONE SET OF NUMBERS OF ARRESTS (FBI TABLE # 69).

FROM PART III- A, USING THE SPREADSHEETS, A GRAPH OF EACH STATE WAS CREATED TO SHOW THE PATTERN OF ARRESTS OVER 14 YEARS (2000 TO 2013). EACH TABLE BELOW THE GRAPH IS LINKED TO THE FBI TABLE # 69 FOR EACH YEAR. WE ENCOURAGE YOU TO GO TO THE FBI DOCUMENT AND VERIFY THE NUMBERS IN THIS DOCUMENT. WE CERTAINLY DO NOT EXPECT ANYONE TO TAKE OUR WORD FOR THE SPREADSHEETS, GRAPHS AND CHARTS WE COMPILED. IT IS JUST LAMENTABLE THAT THE 'VICTIM PIMP' ORGANIZATIONS AND THE PROSTITUTION ABOLITIONISTS WOULD BE AS THOUGHTFUL IN LINKING TO THEIR SOURCE DOCUMENTS SO THAT WE COULD LEARN WHERE THEY FOUND THE 'INFORMATION' THEY EAGERLY CITE ON THEIR WEBSITES.

WE HOPE THAT JOURNALISTS/ REPORTERS WILL USE THE LINKS WHEN THEY ARE WRITING THEIR ARTICLES, AND INVESTIGATE THE MANY, MANY DUBIOUS 'GUESSTIMATES' BEFORE SPREADING MORE FICTITIOUS STORIES ABOUT NON EXISTENT VICTIMS WHEN THERE ARE SO MANY REAL VICTIMS OUT THERE WHO WOULD LOVE TO HAVE THE MEDIA ATTENTION AND PERHAPS A SMIDGEN OF POLICE CONCERN FOR THEIR SITUATION, SO THAT AN INVESTIGATION COULD BE CONDUCTED AND A PERPETRATOR FOUND AND PUNISHED.

THERE REALLY ARE NOT SUFFICIENT COPS, PROSECUTORS, COURTS, JAILS OR PRISONS TO HOLD ALL THE PROSTITUTES OR THEIR NON VIOLENT EMPLOYERS, CLIENTS AND ASSOCIATES- EVEN IF THE NUMBER OF PROSTITUTES AND CLIENTS IS NOT THE HUNDREDS OF THOUSANDS - OR EVEN MILLIONS - THAT THE GOVERNMENT, PROSTITUTION ABOLITIONISTS AND 'VICTIM PIMPS' CLAIM.

WHEN YOU HAVE ONLY A **18.2%** RATE OF ARRESTS FOR REPORTED CRIMES TO NON REPORTED CRIMES, AND EACH COP CAN ONLY MAKE - ON AVERAGE- **14.38** ARRESTS PER YEAR, IT IS UNCONSCIONABLE TO INSIST THAT THE COPS, COURTS, JAILS AND PRISONS BE FILLED WITH PEOPLE AGAINST WHOM NO CRIMINAL COMPLAINT HAS BEEN FILED.

WHY NOT ALLOW THOSE WHO ARE VICTIMS OF SEX TRAFFICKING TO GO TO THE POLICE AND REPORT THE CRIME, JUST AS ALL OTHER VICTIMS OF ALL OTHER CRIMES (OTHER THAN HOMICIDE) **ARE REQUIRED TO DO BEFORE THE POLICE WILL CONDUCT AN INVESTIGATION?** WHEN SOMEONE IS THE VICTIM OF RAPE OR SEXUAL ASSAULT, THE POLICE DO NOT GO OUT AND RANDOMLY ARREST PERSONS WHO MAY BE RAPISTS, EVEN IF THE VICTIM REPORTS THE CRIME. BEFORE AN ARREST IS MADE, THEY MUST DETERMINE IF THE CRIME TOOK PLACE, IF THE VICTIM IS TELLING THE TRUTH AND IF THEY HAVE EVIDENCE TO CONVICT THE PREDATOR.

ARE THE PROSTITUTION ABOLITIONISTS AND 'VICTIM PIMPS' GOING TO ASSERT THAT BEING THE VICTIM OF RAPE OR SEXUAL ASSAULT, OR OF DOMESTIC VIOLENCE IS LESS PHYSICALLY OR PSYCHOLOGICALLY HARMFUL THAN 'SEX TRAFFICKING'? ESPECIALLY WHEN THE 'VICTIM' OF 'SEX TRAFFICKING' HAS NOT CLAIMED TO BE A VICTIM OF ANYTHING?

FOR THE "END THE DEMAND" CROWD; OVER **THE PAST 25 YEARS**, FROM **1991 TO 2015**, COPS ARRESTED **8** PERSONS (ADULT, MINOR, MALE, FEMALE) FOR "PROSTITUTION AND COMMERCIAL VICE" OFFENSES... THEY ALSO ARRESTED **37,723,538** PERSONS FOR DRUG RELATED OFFENSES (THE MAJORITY FOR DRUG POSSESSION (THE BUYERS). THE NUMBER OF PROSTITUTION AND COMMERCIAL VICE ARRESTS WAS **5%** OF THE NUMBER OF DRUG ARRESTS.

IN **1991**, THE NUMBER OF PROSTITUTION AND COMMERCIAL VICE ARRESTS WAS **98,900**, WHILE IN **2015**, THE NUMBER OF ARRESTS WAS **34,240**- A **DECREASE OF 64,660**. **It is the FEWEST number of arrests for prostitution in all that time.**

IN **1991**, THE NUMBER OF DRUG RELATED ARRESTS WERE **1,010,000**, WHILE IN **2015**, THE NUMBER WAS **1,259,009**- AN INCREASE OF **249,009** (THE COMPARISON SPREADSHEET CAN BE FOUND IN PART V- FAST FACTS- PAGE #8)

APPARENTLY, DESPITE THE LENGTHY PRISON SENTENCES IMPOSED- INCLUDING LIFETIME SENTENCES FOR POSSESSION OF A SMALL AMOUNT OF DRUGS- THE NUMBER OF ARRESTS FOR DRUG USE/ POSSESSION OR SALES DID NOTHING TO 'END THE DEMAND' FOR DRUGS. THE 'WAR ON DRUGS' HAS BEEN - SO FAR- A DISMAL FAILURE. THERE ARE MORE, BETTER AND CHEAPER DRUGS AVAILABLE THAN THERE WERE AT THE START OF THE 'WAR ON DRUGS' OVER 50 YEARS AGO.

EVEN IF WE WERE ABLE TO INCREASE THE NUMBER OF ARRESTS OF PROSTITUTES, 'PIMPS' AND 'JOHNS' TO THE SAME LEVEL AS WE CURRENTLY ARREST PEOPLE FOR DRUG OFFENSES- BY 94%- WOULD IT "END THE DEMAND" FOR COMMERCIAL SEX?

IN ALL THE CENTURIES THAT MORAL AND SOCIAL BUSYBODIES HAVE DEMANDED AN END TO THE 'VICES' OF MANKIND, NOTHING THEY DID TO THOSE 'SINNERS' EVER MADE THEM STOP. EXECUTED THEM- CHOPPED OFF THEIR HEADS, BURNED THEM AT THE STAKE, SHOT THEM WITH A FIRING SQUAD, EXCOMMUNICATED THEM FROM THE CATHOLIC CHURCH, BRANDED THEM WITH A SCARLET LETTER, ETC. NOTHING STOPPED THEM.

WHEN COPS, PROSECUTORS, JUDGES. POLITICIANS [INCLUDING PRESIDENTS, GOVERNORS, MAYORS, CITY COUNCILMEN, CONGRESSMEN AND SENATORS], SECRET SERVICE AGENTS, PREACHERS, PRIESTS, IMAMS, CEOS, ARE WILLING TO RISK EVERYTHING TO ENGAGE IN SEXUAL INTIMACY WITH A SEX WORKER, THE ODDS OF 'ERADICATING' PROSTITUTION OR ANY OTHER VICE IS SLIM TO NONE.

THOSE WHO PROPOSE THAT IT IS POSSIBLE TO "END THE DEMAND" ARE EITHER COMPLETE AND UTTER FOOLS WITH NO SENSE OF HISTORY, OR THEY KNOW EXACTLY WHAT THEY ARE DOING AND ARE WILLING TO DESTROY THE LIVES OF SO MANY OTHERS FOR THE SAKE OF THEIR CRUSADE. NOTHING ABOUT THE "END THE DEMAND" AGENDA IS FOR THE BENEFIT OF SEX WORKERS.

THERE IS NO SEX TRAFFICKING 'EPIDEMIC' IN ANY STATE... SO WHAT IS IT, EXACTLY, THAT PROSTITUTION ABOLITIONISTS AND 'VICTIM PIMPS' ARE AFTER?

*******NOTE: As of this edition, we are adding the "sex trafficking" stats from 2014 and 2015 for the states which reported data to the FBI. Not all states reported any cases to the FBI and therefore are not included in the graphs and numbers in these pages.*******

SUMMARY- PART IV- OPERATION DO THE MATH- OPERATION CROSS COUNTRY- 2011- 2015 WHERE ARE THE "VICTIMS"?

AND WHY THE NEED TO LIE? OR ARE THE REPORTERS SIMPLY AS INCOMPETENT AS THE LAW ENFORCEMENT AGENTS WHO CANNOT SEEM TO FIND ALL THOSE VICTIMS THEY ALLEGE ARE OUT THERE?

A SUMMARY OF THE VARIOUS CLAIMS MADE BY LAW ENFORCEMENT AND THE MEDIA OUTLETS WHO REPORT ON THE ANNUAL STING OPERATION-

OPD, FBI arrest 11 in Anti-Human Trafficking Operation

in News June 23, 2014 Comments Off 132 Views

Tweet 5 Like 108 +1 0 Share 108

Oceanside CA- On June 19th and 20th, members of the Oceanside Police Department's Special Enforcement Section, in conjunction with the Federal Bureau of Investigation, participated in a anti-human trafficking operation titled "Operation Cross Country". SES arrested five people for prostitution and one person for pimping on Thursday, June 19th plus an additional five people were arrested for prostitution on Friday the 20th.

Operation Cross Country is part of the FBI's Innocence Lost National Initiative and was conducted with the assistance of more than 8,500 local, state, and federal law enforcement officers representing 414 separate agencies. To date, 47 Innocence Lost Task Forces and working groups have recovered more than 2,200 children from the streets. The investigations and subsequent 1,017 convictions of pimps, madams, and their associates who exploit children through prostitution have resulted in lengthy sentences—including multiple sentences of 25 years to life in prison—and the seizure of more than \$3 million in assets.

"Child prostitution remains a major threat to children across America," said Kevin Perkins, acting executive assistant director of the FBI's Criminal, Cyber, Response, and Services Branch. "It is a violent and deplorable crime, and we are working with our partners to disrupt and put behind bars individuals and members of criminal enterprises who would sexually exploit children."

The 2014 sting operation as reported in multiple news outlets- none of them seem to get any of the stats right- or at least the same stats. In this article, it claims there were only 2,200 children recovered, while the Wisconsin article says there were 3,600- a difference of 1,400 'victims.' Above: from the sting in [Oceanside California \(Oside News.com\)](#) June 23rd, 2014: It does not appear that any of those arrested were minors, although the FBI claims it recovered 2 minors in San Diego... but this sting used "MORE THAN 8,500 local, state and federal law enforcement agents" to 'recover' 168 minors in 106 cities? Statistically, this is the worst year yet. See chart next page for more info on how many cops it took to 'rescue/ recover' ONE minor...

"Operation Cross Country reveals that children are being targeted and sold for sex in America every day," said John Ryan, President and CEO of NCMEC. "We're proud to partner with the FBI and provide support to both law enforcement and victim specialists in the field as they help survivors take that first step toward freedom."

To date, the FBI and its task force partners have recovered nearly 3,600 children from the streets. The investigations and subsequent 1,450 convictions have resulted in lengthy sentences, including 14 life terms and the seizure of more than \$3.1 million in assets.

"Off the streets: 12 pimps arrested, six juveniles recovered in Milwaukee during nationwide operation"

JUNE 23, 2014, BY KATIE DELONG. Above: [from the sting in Wisconsin](#). Ms. Delong reported "To date, the FBI and its task force partners have recovered nearly 3,600 children from the streets. The investigations and subsequent 1,450 convictions have resulted in lengthy sentences, including 14 life terms and the seizure of more than \$3.1 million in assets." [we note that the government continues to claim that [human trafficking is a \\$32 BILLION a year criminal enterprise...](#) so how is it that they were only able to seize \$3.1 MILLION over the 11 year period?- that's \$387,500 PER YEAR THEY HAVE SEIZED... BUT IT COST FAR MORE THAN THAT TO CONDUCT THE STING- LIKE ABOUT AT LEAST \$85 MILLION OVER THE FOUR YEARS HIGHLIGHTED IN THIS DOCUMENT...]

This report also claimed that "Operation Cross Country was a *week-long enforcement action* to address commercial child sex trafficking across the country..." and yet, others reported that the sting took place from June 19 to the 21st... three days- not a week.

"more than 8,500" law enforcement agents to 'rescue' 168 minors in the 2014 sting? Why, that's an astonishing rescue rate of 50 agents per ONE CHILD RECOVERED! [and in 106 cities, that amounts to an average of 1.58 child per city... a major epidemic for SURE!]

"operation cross country was a week long action..." that took place from June 19 to 21... which is THREE DAYS- NOT ONE WEEK... SO, WHICH WAS IT? 3 DAYS OR 7 DAYS? CAN ANYONE COUNT? ARE THEY ALL SMOKING CRACK?

"to date, (over 11 years) the [FBI and its task force partners have recovered NEARLY 3,600 children from the streets...](#)" (as quoted from the FBI press release June 23, 2014) but the other article says "to date, Innocence Lost task forces and working groups have recovered more than 2,200 children from the streets"- a significant difference of 1,400 children- and over the 8 different stings conducted during this period from 2003 to 2014, that means 275 per year if there were 2,200, but 450 per year if there were 'nearly 3,600...' And in a different [FBI press release \(June 23, 2014\)](#) [Special Agent Perryn Collier](#) states "To date, the FBI and its task force partners have recovered MORE THAN 3,560 children from being exploited..." HOW MUCH "MORE THAN"????

Statistics Snapshot

- Standard price for 15 minutes of sex at a Residential Brothel: \$30
- Standard day for a woman or child at a Residential Brothel: 10am – 10pm; 12 hours; 7 days a week
- Estimated number of men a woman or child must have sex with daily: 25 – 48 men daily

For resources on human trafficking in residential brothels, [click here](#)

Child Exploitation: \$10.8 million and 20 positions (4 agents) to enhance child exploitation investigations and prevent child predator advances before they begin. Studies estimate between 200,000 and 300,000 children are being forced into prostitution at any given time in the United States. The average age of a new child prostitute is 13, and the life expectancy after becoming a child prostitute is 7 years. The resources in this request will support the FBI's Innocence Lost field investigations, Child Sex Tourism investigations, and Innocent Images Initiatives. FY 2011 current services for this threat are 811 positions (82 agents) and \$322.3 million.



THE US DEPARTMENT OF JUSTICE AND FBI SAY: "Child Exploitation: Studies estimate between 200,000 and 300,000 children are being forced into prostitution at any given time in the United States. The average age of a new child prostitute is 13, and the life expectancy after becoming a child prostitute is 7 years." <http://www.justice.gov/jmd/2011summary/pdf/fy11-fbi-bud-summary.pdf>

THE CHIEF "VICTIM PIMP" ORGANIZATION, [THE POLARIS PROJECT](#), ALLEGES THAT A 'STANDARD DAY' WORKING AT A RESIDENTIAL BROTHEL IS 10 AM TO 10 PM, 7 DAYS PER WEEK... AND EACH WOMAN AND CHILD MUST HAVE SEX WITH 25 TO 48 MEN DAILY...

Surely, if this statistic was even HALF true – where were those children when there were 8,500 cops looking for them in 2014, and from 2011 to 2013, when a combined total 8,500 cops were combing the streets and the internet looking for them? Whether it was 2,200 or 3,600 children rescued/ recovered over the 11 year period (2003-2014) and the 8 sting operations they conducted, wouldn't you think that these experienced law enforcement agents with ALL THOSE RESOURCES at their fingertips (hundreds of millions of dollars) they could find at least ONE CHILD PER AGENT rather than 40 AGENTS PER CHILD?

AND WHAT ABOUT THE 96% OF CHILD SEXUAL EXPLOITATION VICTIMS WHOSE PREDATORS ARE NOT BUYING THE SERVICES OF CHILDREN? (pages 92- 93) WHO IS RESCUING THEM FROM THE PILLARS OF THE COMMUNITY INCLUDING THE NUMEROUS COPS WHO RAPE MINORS?

SUMMARY PART V- A "DO THE MATH"=-

FAST FACTS EXAMINING THE 'GUESSTIMATES' OF THE 'VICTIM PIMPS';

HOW MANY MINORS ARE BEING SOLD FOR SEX IN THE US?? 100,000? 200,000? 500,000?
HOW MANY MEN 'BUY' THEIR SEXUAL SERVICES EACH DAY? 10? 15? 45? ESTIMATES VARY, BUT...

Over and over again, prostitution abolitionists make some astonishing claims about numbers of guesstimated 'child sex trafficking victims'. These outrageous and totally unsubstantiated claims have fueled the growing hysteria which has led to horrific laws that harm those whom these prostitution abolitionists claim to want to help. The three sources of hysterical stats presented here are but a fraction of the many, many allegedly 'credible sources' who provide the public with truly bogus 'sex trafficking information'.

#1- THE US DEPARTMENT OF JUSTICE AND FBI SAY: "Child Exploitation: Studies estimate between 200,000 and 300,000 children are being forced into prostitution at any given time in the United States. The average age of a new child prostitute is 13, and the life expectancy after becoming a child prostitute is 7 years."
<http://www.justice.gov/jmd/2011summary/pdf/fy11-fbi-bud-summary.pdf>

If this statistic was even HALF true - where were those children when there were 8,500 cops looking for them in 2014, and from 2011 to 2013, when a combined total 8,500 cops were combing the streets and the internet looking for them? [See part IV for Operation Cross Country statistics] Whether it was 2,200 or 3,600 children rescued/ recovered over the 11 year period (2003- 2014) and the 8 sting operations they conducted, wouldn't you think that these experienced law enforcement agents with ALL THOSE RESOURCES at their fingertips (hundreds of millions of dollars) they could find at least ONE CHILD PER AGENT rather than 40 AGENTS PER CHILD?

#2. The image to the right is a screen shot from a page entitled: "Identifying Sex Trafficking in the ED" [Emergency Department] in the 2012 "Emergency Physicians Monthly" written by "Jessica Munoz, FNP-BC" [Family Nurse Practitioner - Board Certified].

Ms. Munoz, claims that there are 400,000 to 500,000 children currently being exploited in the U.S. By 'exploited' in this context, she undoubtedly means "as victims of sex trafficking" and not a general 'exploitation' of children' which could be true if she was referring to the "96% of all child sexual exploitation victims at the hands of someone whom the child knows and trusts (2001 Commercial Sexual Exploitation of Children in the US, Canada and Mexico pages 92 and 93) but simply cannot be true of minors involved in commercial sex.

#3 THE POLARIS PROJECT- ALSO KNOWN AS THE HUMAN TRAFFICKING RESOURCE CENTER- thought to be the premiere US and world wide anti- trafficking organization which has the contract with the US Government to track and document the number of alleged cases of all human trafficking in the US and around the world. The Polaris Project, a faith based organization founded by Bradley Myles, annually receives millions of dollars of government grants as well as private donations to 'take phone calls' possibly related to human trafficking. Every year, their press release breathlessly announces the huge increase in the number of phone calls they received in the previous year- although apparently they do not have a calculator and cannot add their own numbers. We have noted this problem on our website and you can find the the spreadsheets with their statistics and the glaring errors we found in them- by clicking this link. It is shocking when you see the disparity between what they claim as 'potential victims referenced' and what their state by state documents show. Their annual income and salaries might also interest you, and that info can be found by searching the ERI website (Economic Research Institute). Where it says "quick search" enter "Polaris Project" and then look thru their annual 990s for this information.

They also report a "100,000 to 300,000" number of 'prostituted children in the US' although on their website, they state that is the number of new children every year... they also claim that there are hundreds of thousands of adult sex trafficking victims, because of course, they assert that ALL PROSTITUTION is sex trafficking. However, as we will show in the tables, spreadsheets and graphs in this section, that is not possible. As the following pages show, there are simply not enough men in the entire United States to provide employment for even 100,000 minors, much less 400,000 to 500,000 of them, plus the alleged hundreds of thousands of adult sex workers.

The following tables are based on an estimate of adult sex workers to minors from arrest statistics extrapolated from the percentage of arrests of minors to adults (over all average of minors arrested to adults 1981 to 2015- see Part VI- TOTAL SUMMARY ARRESTS WITH PERCENTAGES 1981 to 2015)

•total arrests: 3,075,171 for prostitution- all ages male and female 1981- 2015

- total minors (male and female) arrested: 54,910
- total female minors arrested 36,677
- total female adults arrested 1,990,886
- percentage of female minors arrested to all females arrested: 1.81% of arrests were minors 98.19% of arrests were women over 18

Human Trafficking of U.S. citizens within the U.S.

SOURCE: POLARIS PROJECT: HUMAN TRAFFICKING STATISTICS PDF

#3 Statistics on human trafficking of U.S. citizens within the U.S. are scarce, as few studies have been conducted on issue. Those that have been done tend to focus on sex trafficking, particularly of minors. Therefore, the focus of the statistics below on the domestic sex trafficking of minors is not meant to imply that sex trafficking of adults or the labor trafficking of adults and minors is not a significant issue in the U.S.

∞ 100,000 - 300,000 - Number of prostituted children in the U.S.²⁷

∞ 244,000 - Number of American children and youth estimated to be at risk of child sexual exploitation, including commercial sexual exploitation, in 2000.²⁸

#1

Child Exploitation: \$10.8 million and 20 positions (4 agents) to enhance child exploitation investigations and prevent child predator advances before they begin. Studies estimate between 200,000 and 300,000 children are being forced into prostitution at any given time in the United States. The average age of a new child prostitute is 13, and the life expectancy after becoming a child prostitute is 7 years. The resources in this request will support the FBI's Innocence Lost field investigations, Child Sex Tourism investigations, and Innocence Lost field offices for this 2.3 million.

#2

Myth #2- Women in the sex industry have made a willful empowered career choice.

The average age of entry into prostitution in the U.S. is 12 years old, thus many of the over-18-year-old-females seen working in prostitution started in their youth (NMEC, 2009). All child prostitution is sex trafficking. About 80% of the victims of human trafficking are women and children who are being sold into sex slavery (DHS, 2006). Often the women and children enter into prostitution due to false job opportunities. Victims of sex trafficking can be found working in massage parlors, brothels, strip clubs, escort services, modeling studios, pornography, internet classified ads, truck stops, and walking the streets as prostitutes. In a study done on prostitution, 89% of women stated they wanted off the track (Farley, 2008).

Domestic minor sex trafficking is the most hidden form of child abuse in the United States. The numbers of teens ending up in prostitution is growing by epidemic proportions. Currently, there are an estimated 100,000 American children and adolescents annually who are enticed into the U.S. sex industry (NMEC, 2009). There are approximately 400,000-500,000 children currently being exploited in the U.S. Often the victims will present to the emergency room with a trauma stating they over 18 when in fact they are minors. Rape, fraud, and coercion are not necessary to prove sex trafficking of minors, they are the very reasons young girls remain compliant to their traffickers. In our work with victims, we have never had a victim say that she woke up one morning wanting to have sex with numerous men every day. Here's the account of another victim, Survivor A:

From these arrests numbers, we need a yearly average (although the spreadsheet in Part VI shows each year from 1981 to 2015) so, if there were 36,677 female minors arrested over three decades then the average number of female juveniles arrested per year is: 1,068 (36,677/ 34= 1,078

For female adults, over decades, the average number of arrests per year would be: 58,555 (1,990,886/ 34= 58,555)

Extrapolating from those numbers: if there are an estimated 500,000 minors in prostitution at any given time- the percentage of arrested minors to the number of arrested adults is: 1.81% - so the number of estimated adult prostitutes would be: 27,624,309 [equation works like this: if there are 500,000 female minors and they represent 1.81% of all female prostitutes based on 33 years of arrest records, that would be (A) 500,000 ÷ (C) 1.81% = (B) 27,624,309 female adult prostitutes.... YIKES!

A- IF number of adults per year, then percentage of arrests to number of alleged prostitutes	B- KNOWN: average number of arrested female adult prostitutes per year (1981- 2015- 8- total arrests- adult females)	C- if number of female adult prostitutes is (A) then percentage of arrests to total estimated number of adults	
100,000	60,082	60.1%	
200,000	60,082	30.0%	
400,000	60,082	15.0%	
500,000	60,082	12.0%	FEMALE ADULTS: equations: to find percentage of arrests to estimated number of prostitutes- "C" = "B" ÷

Screenshot from THE US DEPARTMENT OF JUSTICE: DOJ and FBI SAY: "Child Exploitation: Studies estimate between 200,000 and 300,000 children are being forced into prostitution at any given time in the United States. The average age of a new child prostitute is 13, and the life expectancy after becoming a child prostitute is 7 years."
<http://www.justice.gov/jmd/2011summary/pdf/fy11-fbi-bud-summary.pdf>

Which means that there are between 1,400,000 and 2,100,000 children being exploited every year.... If "13" is an 'average age' of a new child prostitute, then there will be as many 6 and 7 year olds as there are 16 and 17 year olds... so if 200,000 enter this year and their lifespan is 7 years, this means that those under 11 will remain as sex trafficked victims until they either die or turn 18... see last page of this section for annual number of "murder by circumstances" deaths of prostitutes..

Chart A- estimated number of female adult prostitutes extrapolated from estimated number female minors percentage of arrests to adult arrests (1.81%)			
A- estimated number of female minors per year	B- ESTIMATED NUMBER OF ADULT FEMALE PROSTITUTES	C- percentage of ARRESTED MINORS to total estimated	equation:
if there are this many female minors in prostitution (A), then there are this many female adult prostitutes:			
1,810	100,000	1.81%	
2,715	150,000	1.81%	
3,620	200,000	1.81%	
4,525	250,000	1.81%	
5,430	300,000	1.81%	
6,335	350,000	1.81%	
7,240	400,000	1.81%	
9,050	500,000	1.81%	
10,000	552,486	1.81%	

CHART B- continued from chart A			
A- estimated number of minors per year	B- ESTIMATED NUMBER OF ADULT FEMALE PROSTITUTES	C- percentage of ARRESTED MINORS to total estimated	Equations: if there are 100,000 female minors and they represent 1.81% of all female prostitutes that would be (A) 100,000/ (C) 1.81% = (B) 5,524,862 adults the same equation for each of the other 'guesstimated' number of minors' shows equally ludicrous numbers of adults...
10,000	552,486	1.81%	
25,000	1,381,215	1.81%	
50,000	2,762,431	1.81%	
100,000	5,524,862	1.81%	
200,000	11,049,724	1.81%	
400,000	22,099,448	1.81%	
500,000	27,624,309	1.81%	

According to the 2010 US Census, there are only 107,965,933 eligible males between the ages of 20 and 79 (those who might have the financial wherewithal to hire a sex worker), but if each estimated adult and child 'sex trafficking victim' had just 5 unique 'johns' per day and only worked 100 days per year, that would be 250,000,000 men needed to hire them, which is 142,034,067 more men of that age group than are in the US. NEXT PAGE: see more 'estimated' number of 'johns' there would need to be if there were as many 'sex trafficking victims' having sex with as many men per day as the prostitution abolitionists claim there are.... equation: 500,000 x (100 x 5)= 250,000,000

A- IF estimated number of female minor/sex trafficking victims	B- KNOWN: average number of arrested female minors per year (1981- 2015- 3 total arrests- adult females)	C- if number of female juvenile prostitutes is (A) then percentage of arrests to total estimated number of minors	
10,000	1.087	10.9%	FEMALE MINORS equations: to find percentage of arrests to estimated number of juvenile prostitutes- "C" = "B" ÷ "A"
25,000	1.087	4.3%	
50,000	1.087	2.2%	
100,000	1.087	1.1%	
200,000	1.087	0.5%	
400,000	1.087	0.3%	
500,000	1.087	0.2%	

SUMMARY PART V- B- Fast Facts II DO THE MATH

IF YOU THOUGHT THAT 10 UNIQUE 'JOHNS' PER DAY WAS AN IMPOSSIBLE NUMBER FOR THE AVERAGE SEX WORKER TO SERVICE ON A REGULAR BASIS (OFTEN CITED BY 'VICTIM PIMP' ORGANIZATIONS ALONG WITH "10 TO 15" PER DAY, 7 DAYS PER WEEK), WE HAVE A NEW AND EVEN MORE OUTRAGEOUS NUMBER FROM ATTORNEY LORI COHEN ([SANCTUARY FOR FAMILIES](#)- unknown if it is a 'faith based' non profit, nothing on their website gives it away) WHO SAYS THAT TRAFFICKING VICTIMS SOMETIMES MUST HAVE SEX WITH 60 MEN A DAY.... REALLY? HOW MANY 'TRAFFICKING VICTIMS' DOES SHE ESTIMATE ARE IN THAT GROUP?

August 11, 2014

["This is what Modern-Day Sex Slavery In America Looks Like"](#)

by Erin Fuchs

"People are not programmed to have sex with multiple strangers [a day]," says Lori Cohen, a senior staff attorney for the advocacy group [Sanctuary for Families](#), adding that **trafficking victims sometimes must have sex with 60 men a day.** "In order for somebody to do that, their defenses are broken down."

It's bad enough that the [POLARIS PROJECT](#) claims that 'sex trafficking victims' have to have sex with between **25 and 48 men per day** ([THE POLARIS PROJECT INFO ON "RESIDENTIAL BROTHELS"](#))- and that there are **100,000 to 300,000** MINORS being trafficked into prostitution EVERY YEAR... but apparently that isn't sufficiently shocking to the average person, so now it is claimed that trafficking victims "sometimes" must have sex with 60 men per day... How many of trafficking victims would that be, Lori? 1? 10? 100? Perhaps ONE person was forced to have sex with 60 men on ONE day- but to sustain such impossible numbers on a regular basis is NOT possible. Lori's organization also works with victims of domestic violence- so perhaps she might also claim that victims of domestic violence are beaten by their (husband, boyfriend, partner) 60 times per day?

In the first part of this section- Fast Facts- we included a few tables with some statistics for the larger 'guesstimates' given by the Federal Government and 'victim pimp' organizations like the Polaris Project, of what the numbers would look like if the annual number of new underage victims was added to the number from previous years, if the average lifespan is 4 to 7 years and the average age of entry into prostitution is 13: 100,000 NEW added to 300,000 or 400,000 previous victims who haven't yet died as would be indicated by the information from the government and other sources. Laws.com - <http://sex-crimes.laws.com/prostitution/child-prostitution> claims there are "300,000 to 600,000 [child prostitutes] in the United States of America..." Apparently many lawyers aren't good at doing math either...

Plus, we also did some tables with adults added and what the number of adults would have to be in proportion to the number of minors based on the 1.81% average number of female minors arrested to female adults arrested. But how about the smaller set of numbers without compounding the victims from previous years- what would those numbers look like? So we did more calculating with just minors - for a possible annual number of both minors and the 'unique johns' per day they might be forced to service, over 100 days per year, 200 days per year and 300 days per year.

And then there are the stats for the widely hyped "**Superbowl Sex Trafficking**" stats (guesstimated to be over 10,000 victims trafficked to the event every year- mostly minors, according to the news reports). We don't know how many men actually attend the Superbowl every year, whether or not they come alone or are with their wives or girlfriends, or other family members- or how long they are in town before and after the big day. So we used the following variables: 5 days, 7 days and 10 days. If there was any chance that there could be 10,000 sex trafficking victims flown in for the event, obviously the more men they serviced, the more profitable it would be, but then there are costs to take into account (like airfare and ground transportation, hotel and meals) and a few issues that need to be cleared up in order to make that number of sex slaves at the Superbowl viable:

- 1) How many 'sex slaves' can one pimp bring to the event and still control them?
- 2) How many rooms or suites will they need in a hotel? How many bedrooms should they book? Aren't hotel rooms in the surrounding area often booked months in advance by those attending the event? **Where will the sex slaves stay if there is no room at the inn?**
- 3) If there is more than one 'sex slave' per pimp, where will they all sleep?
- 4) How will they find their 'johns'? Who will answer the phones? Who will do the booking? Who will take the payments?
- 5) Where will all the 'johns' wait while other 'johns' are being serviced?
- 6) Wouldn't the hotel or motel notice if there were long lines in the hallway outside a room or suite? And what about room service? Them hos' gotta eat at some point...
- 7) What about housekeeping? Will the 'sex slaves' need more towels and washcloths than the average guest? What about changing the sheets? emptying the trash cans filled with used condoms and condom wrappers... won't they notice things like that?
- 8) The expenses of getting the sex slaves to the event, putting them up in hotels or motels, feeding them, having someone book appointments and keep the guys from getting impatient- these things cost money. There is no guarantee that there will be enough 'johns' to keep the 'sex slaves' busy, and of course, with all those cops looking for the sex slaves, it might not be a profitable event at all. Perhaps there aren't 10,000 sex slaves being trafficked to the Superbowl after all...

But we did some tables with those stats as well... you can see that the numbers are rather outrageous, if there were that many sex slaves and they had as many as "60" men a day to service.... variables are from 100 days worked per year to 300 days worked per year:

- Charts I- A to I- C 500 to 10,000 minors PER YEAR
- Charts I- D to I- F 15,000 to 60,000 minors PER YEAR
- Charts I- G to I- I 65,000 to 105,000 minors PER YEAR
- Charts I- J to I- L 150,000 to 350,000 minors PER YEAR

•Charts II-A/ B Superbowl Hysteria Numbers- from 500 to 10,000 minors- @ 5 days, 7 days and 10 days

SUMMARY Part VI-"OPERATION DO THE MATH"

OVER THREE DECADES WORTH OF ARRESTS STATISTICS FOR PROSTITUTION AND DISORDERLY CONDUCT BY AGE AND GENDER



1981- 2015- THE GRAPHS, THE CHARTS, THE SPREADSHEETS WITH THE PROSTITUTION AND DISORDERLY CONDUCT ARREST DATA MALE AND FEMALE- ALL AGES- AND MY OH MY, WHAT THESE STATS PROVE... THERE IS NO 'EPIDEMIC,' AND BASED ON THE NUMBER OF JUVENILES ARRESTED FOR PROSTITUTION AND DISORDERLY CONDUCT THE STATS PROVE THAT EITHER THE POLICE ARE HORRIBLY INCOMPETENT OR THE PROSTITUTION ABOLITIONISTS ARE LIARS (PERHAPS A LITTLE OF BOTH?)

The spreadsheets, graphs and charts in this section cover many years' worth of arrest statistics, were created from the following tables:

[FBI CRIME IN THE US: TABLE # 39- 2015 ARRESTS BY AGE- MALE- THIS LINK IS FOR 2015, BUT TO FIND THE INFORMATION FOR EACH YEAR, USE THESE TABLE NUMBERS](#)

[FBI CRIME IN THE US: Table # 40- 2015 arrests by age FEMALE](#)

[FBI CRIME IN THE US: Table # 42 - 2015 arrests by GENDER](#)

HIGHLIGHTS OF THESE SPREADSHEETS AND GRAPHS:

Female prostitution arrests all 1981- 2015: 2,027,563 (listed by age on the spreadsheets- also, numbers may not add up but are directly from the FBI spreadsheets)

of this number, **36,677** were under 18 (**1.81 %**)

and **1,990,886** were over 18 (**98.19%**)

Of those under 18:

the majority were 17:	17,889
followed by age 16:	9,471
then by age 15:	5,270
age 13-14:	3,581
age 10 to 12:	272
age under 10:	189

Of those over 18, the majority were ages 25- 34: **804,938**

age 18- 20:	250,387
age 21-24:	447,923
total 18 to 24:	723,347
age 30- 65+ were:	883,667
TOTAL AGES 21 to 65+	1,741,304

Male arrests prostitution all 1981- 2015: **1,047,608**

For percentages of arrests by age go to page #6

Under 18 total:	19,253
under age 10	187
ages 10- 12	489
ages 13- 14	1,858
age 15	2,316
age 16	4,832
age 17	9,567

Of the male arrests for prostitution over 18,

the majority of arrests were 25- 29 : **205,492**

Ages 18 to 20: **80,851**

ages 21- 24: **163,800**

total over 30: 578,217

TOTAL ALL ARRESTS- MALE AND FEMALE- ALL AGES-

FROM 1981 TO 2015: **3,075,171**

MALE AND FEMALE UNDER 18: **55,930**

OVER 30 YEARS **1,411,884**

WHERE WOULD WE FIND THOSE "100,000 TO 300,000" JUVENILES BEING TRAFFICKED INTO PROSTITUTION EVERY YEAR?

How is it possible to extrapolate from the fewer than 1,000 minors actually found every year to the alleged 100,000 to 300,000 being trafficked into prostitution every year? Who does that kind of math?

SUMMARY PART VII "DO THE MATH"

"AT WHAT COST?"

FAST FACTS- USING MATH TO EXAMINE THE LIES OF THE 'VICTIM PIMPS,'

HOW MUCH DOES THIS CRUSADE CURRENTLY COST AND WHAT WILL IT COST IF COPS ARREST AS MANY 'JOHNS' AS THE ABOLITIONISTS WANT THE COPS TO ARREST, PROSECUTE AND PUNISH (INCARCERATE)? WHO BENEFITS FROM THIS ABSURD CRUSADE? FOLLOW THE MONEY AND THE PEOPLE PUSHING THEIR AGENDA...

Now comes the difficult part of 'doing the math'- calculating both the financial and non-monetary costs of this 'end the demand' crusade to all those whose lives will be negatively impacted by the insane desire to stop adults from wanting adult companionship and sexual intimacy even if it is for pay... (the math is only difficult for those who think that it is possible to 'end the demand' by arresting the men, women and couples who use the services of adults who work in the sex industry)... What costs will be incurred by society as a whole and individuals in particular if we 'amp' up the crusade against consenting adult commercial sex? A look back in history at the prohibition of alcohol and the current 'war on drugs' shows what other areas of life will be impacted by the moral and social busybodies who believe that they have some special right to impose their values on everyone else regardless of the cost. How many innocent people have been collateral damage for the 'drug warriors' who go to the wrong house to execute a search warrant based on the dubious word of a 'confidential informant' - an individual who is allowed to continue to use/ sell drugs as long as he/ she continues to provide information on OTHER, NON INFORMANT folks who may or may not be guilty of the alleged crime?

We currently spend HUNDREDS of billions of dollars arresting, prosecuting and (usually) incarcerating **over one million people a year** [see part V-A page 5] for producing, selling, possessing and ingesting unapproved substances. Prisons and jails are overcrowded and often unsanitary, creating unhealthy conditions for people who will someday rejoin us in society. They will be filled with rage at the injustices inflicted on them because they were arbitrarily¹ selected to be arrested and punished for ingesting unapproved substances into their own bodies. Ironically they could have taken drugs (and probably DID) while incarcerated because the guards who were hired to watch over them frequently offer inmates more and better drugs than inmates could have purchased on the streets. It is much easier to control unruly inmates if they are not going through withdrawal. Unfortunately, the guards also ingest those same unapproved substances, usually without consequence.

The overcrowded conditions in prisons and jails have led to court cases which resulted in judicial rulings mandating the release of

many inmates early, including those whose crimes were violent. Now the prostitution abolitionists are demanding that we fill the prisons and jails with **non violent, non abusive men against whom no criminal complaint was filed**- other than by a law enforcement officer who no doubt entrapped the victim of the sting operation. If the crusade to 'end the demand' is to be 'successful' (which it will never be, as we know from countries like China, even though they execute 'pimps') - the demand has not diminished at all- and COPS in China, as in every other country where prostitution is illegal, 'protect' prostitution rings, in effect, becoming the 'pimps,' it would take the arrests of millions of 'johns,' including the very powerful and wealthy, the politicians, cops, judges, lawyers, preachers, priests, and all the other 'pillars of the community' who use the services of sex workers- before the average 'john' would get the message that he might be caught in the net, prosecuted and punished.

This poses several problems, as there are ONLY **631,517** state and local cops [see Part II A, page 10], many of whom are also 'johns' - and each cop can only make, on average, about 14.38 arrests per year² [see Part II A, page 10]... so, either we will have to hire a lot more- perhaps millions of cops- or we will have to stop enforcing all other laws and demand that the cops we currently employ work 24 hours a day, 7 days a week, no days off, no vacation, no donut breaks, nada. Even then, the likelihood of being able to apprehend more than a very small percentage of 'johns' is slim. How will cops decide which 'johns' to arrest and which to ignore? Perhaps the same way they now decide which sex workers to arrest and which ones to allow to continue to be 'exploited,' and that is by selectively enforcing the law against those 'victims' who do not provide the nice officers with sex, money or information. The cops are not going to ask the 'johns' for those things, rather-they will offer to NOT arrest the 'johns' of the sex workers, if the sex worker provides them with sex, money or information.

ANY INTELLIGENT HUMAN BEING CAN SEE THAT THIS COSTLY MORAL AND SOCIAL CRUSADE IS NOT SUSTAINABLE. IT IS UNCONSTITUTIONAL AND IMMORAL TO IGNORE THOSE REAL VICTIMS WHO HAVE ASKED FOR HELP, WHO HAVE FILED A CRIMINAL COMPLAINT AND WHO WILL NEVER SEE JUSTICE. THE PRICE IS TOO HIGH. END THE CRUSADE.

And finally, **"OPERATION DO THE MATH"**

Set aside for the moment that cops around the world use the laws (against prostitution) to rape, extort, threaten and pimp prostitutes- or the fact that there are SO VERY MANY cops who sexually exploit MINORS - or that adult men and women have a right to make choices for themselves ("MY BODY, MY CHOICE") and that in the thousands of years of attempted eradication of prostitution which include the execution of madams and prostitutes, prostitution continues to thrive- what do the prostitution abolitionists honestly believe the 'end the demand' crusade will do to stop people from doing what they want to do with other consenting adults?

Using their own 'guesstimates' of the number of alleged victims and their alleged 'johns'- which are mathematically impossible- we show that there is not a chance in hell to arrest enough 'johns' to 'end the demand.' There are not enough cops, enough courts, enough prisons, enough probation officers to compel the allegedly hundreds of millions of men (just in the US) to stop hiring a sex worker. And if you cannot stop LAW ENFORCEMENT AGENTS (or priests, preachers, teachers, rabbis, imams, doctors, neighbors or PARENTS) from sexually exploiting minors- and cops who sexually exploit prostitutes who are minors- how do they expect the cops to stop other men from doing the same?

How will the cops decide which reported crimes to ignore so that they can spend the requisite time pursuing and arresting millions of other men (besides themselves) who are hiring and having sex with prostitutes? Which violent crimes will go unsolved- such as the **5,704,712** reported violent rapes and sexual assaults (1991- 2015 Part V-A page 5) most of which were not even investigated and the victims of those violent crimes have gone without justice? And what about the victims of the 96% of all child sexual exploitation that is not committed by men who BUY the services of children- but is

committed by the pillars of the community as mentioned above? What will those victims think, knowing that those who claim to care about "the children"- **DO NOT CARE ABOUT THEM AT ALL?**

And how will the cops and the courts decide whom to arrest and whom to prosecute and punish? Will the men who are caught who are elected politicians (Eliot Spitzer, David Vitter, etc.) continue to 'skate' when it comes to their being arrested and charged with a crime? Will the cops only arrest those men whose sex workers refuse to provide the nice officer with a 'free sample'?

Because prostitution laws, like all other 'vice' laws, can only be enforced arbitrarily and selectively. And laws which allow HUMAN BEINGS- the cops, prosecutors and judges- to CHOOSE which 'violators' to arrest/ prosecute/ punish and which 'violators' to allow to continue to 'break the law' - for whatever reason- always have and always will engender corruption.

We know from many sources that there are ways to continue to 'violate' the laws with the blessing of the cops and courts.

As LAPD Police Detective Daniel Lott testified (in 1990) at the criminal hearings in the case against notorious Beverly Hills Madam, Alex Fleming, "she had enough class not to flaunt her criminal activities and that the department (LAPD) looked the other way because of the help she provided on numerous occasions..."

you can't get that type of information from a church person... the information we gleaned from her far surpassed what she was doing..."

IS THIS WHAT YOU HAD IN MIND TO "END THE DEMAND"?

