

Part VI- "DO THE MATH" Operation

OVER THREE DECADES WORTH OF ARRESTS STATISTICS FOR PROSTITUTION AND DISORDERLY CONDUCT BY AGE AND GENDER

1981- 2017- THE GRAPHS, THE CHARTS, THE SPREADSHEETS WITH THE PROSTITUTION AND DISORDERLY CONDUCT ARREST DATA MALE AND FEMALE- ALL AGES- AND MY OH MY, WHAT THESE STATS PROVE... THERE IS NO 'EPIDEMIC,' AND BASED ON THE NUMBER OF JUVENILES ARRESTED FOR PROSTITUTION AND DISORDERLY CONDUCT THE STATS PROVE THAT EITHER THE POLICE ARE HORRIBLY INCOMPETENT OR THE PROSTITUTION ABOLITIONISTS ARE LIARS (PERHAPS A LITTLE OF BOTH?)

The spreadsheets, graphs and charts in this section cover many years' worth of arrest statistics, were created from the following tables:

[FBI - Table 39 males by age](#)www.policeprostitutionandpolitics.com-
[FBI CRIME IN THE US: Table # 40- 2017 arrests by age FEMALE](#)
[FBI CRIME IN THE US: Table # 42 - 2017 arrests by GENDER](#)

Note: these tables were not included in the 2016 FBI tables and the only source for this information was from a document we requested from the researcher at the FBI Bureau of Justice Statistics - You can view this document on our website here: (they have been restored in the 2017 statistics)[2016 ASR Gender tables.pdf](#)

HIGHLIGHTS OF THESE SPREADSHEETS AND GRAPHS:

Female prostitution arrests all 1981- 2017: 2,063,723 (listed by age on the spreadsheets- also, numbers may not add up but are directly from the FBI spreadsheets)

of this number, **37,102** were under 18 (1.80 %) and **2,026,621** were over 18 (98.20%)

Of those under 18:

the majority were 17: **18,116**
 followed by age 16: **9,565**
 then by age 15: **5,328**
 age 13-14: **3,620**
 age 10 to 12: **278**
 age under 10: **190**

Of those over 18, the majority were ages 25- 34: 817,939

age 18- 20: **255,220**
 age 21-24: **455,786**
 total 18 to 24: **711,006**
 age 30- 65+ were: **848,936**

TOTAL AGES 21 to 65+ 1,772,306

Male arrests prostitution all 1981- 2017: 1,070,447

For percentages of arrests by age go to page #6

Under 18 total: **19,442**
 under age 10 **187**
 ages 10- 12 **494**
 ages 13- 14 **1,885**
 age 15 **2,339**
 age 16 **4,890**
 age 17 **9,643**

Of the male arrests for prostitution over 18,

the majority of arrests were 25- 29 : **209,242**
 Ages 18 to 20: **81,918**
 ages 21- 24: **166,199**
total over 30: 586,102

TOTAL ALL ARRESTS- MALE AND FEMALE- ALL AGES- FROM 1981 TO 2017: 3,134,171
MALE AND FEMALE UNDER 18: 56,544
OVER 30 YEARS of age 1,442,580



WHERE WOULD WE FIND THOSE "100,000 TO 300,000"

JUVENILES BEING TRAFFICKED INTO PROSTITUTION EVERY YEAR?

How is it possible to extrapolate from the fewer than 1,000 minors actually found every year to the alleged 100,000 to 300,000 being trafficked into prostitution every year? **Who does that kind of math?**

TOTALS Arrests All by Age 1981-2017	Total all ages	Ages under 18	Ages 18 or over	Ages under 10	10- 12	13-14	Ages under 15	15	16	17	18-20	21-24	25-29	30-34	35-39	40-44	45-49	50-54	55-59	60-64	Ages 65 or over	All over 30	Over 21- 29	ages 21 to 65+
ALL Prostitution	3,134,171	56,544	3,077,627	376	774	5,506	6,657	7,673	14,455	27,758	337,136	621,985	676,722	526,805	377,771	245,570	142,398	73,388	37,364	20,097	19,187	1,442,580	1,333,899	2,776,479
ALL Disorderly Conduct	24,003,945	5,229,522	18,774,423	65,963	443,092	1,337,318	1,846,372	1,027,790	1,146,271	1,209,090	3,397,541	4,015,102	3,347,966	2,485,980	1,877,206	1,381,632	957,508	608,636	346,136	188,277	168,430	8,013,805	7,363,068	15,376,873

1981-2017 Male and Female Prostitution and Disorderly Conduct Arrests by Age and Year in the U.S.

All Prostitution and Disorderly Conduct Arrests by Age in the U.S., 1981-2016/ Male and Female																								
YEAR	Offense	Total all ages	Ages under 18	Ages 18 or over	Ages under 10	10- 12	13-14	Ages under 15	15	16	17	18-20	21-24	25-29	30-34	35-39	40-44	45-49	50-54	55-59	60-64	Ages 65 or over	All Over 30	All over 21 to 29
1981	Prostitution and Commercialized Vice	106,599	2,978	103,621	12	46	249	307	396	750	1,526	21,780	38,743	23,303	9,693	3,858	2,054	1,306	969	943	620	351	19,794	62,046
	Disorderly Conduct	787,100	122,104	664,996	2,441	7,683	21,707	31,831	21,399	29,021	39,854	146,391	165,382	123,293	77,300	46,118	32,450	24,220	19,709	14,371	8,509	7,253		
1982	Prostitution and Commercialized Vice	121,200	3,336	117,864	19	37	229	285	358	825	1,869	23,246	41,139	28,726	11,958	5,055	2,644	1,730	1,151	1,056	757	402	24,753	69,865
	Disorderly Conduct	895,500	135,553	759,947	2,335	8,124	23,471	33,930	24,165	33,041	44,416	161,757	189,388	147,282	91,686	54,769	36,688	25,602	20,195	15,317	10,021	7,241		
1983	Prostitution and Commercialized Vice	125,600	3,004	122,596	14	26	249	289	333	773	1,609	21,500	42,478	31,167	13,625	5,959	2,950	1,808	1,165	890	584	471	27,452	73,645
	Disorderly Conduct	757,400	109,280	648,120	2,331	7,353	20,660	30,344	19,061	26,107	33,767	131,064	159,753	130,031	81,175	48,370	31,944	21,247	16,875	12,630	8,677	6,354		
1984	Prostitution and Commercialized Vice	112,200	2,873	109,327	11	31	278	320	384	765	1,403	17,145	36,180	29,304	13,640	5,698	2,843	1,650	1,047	839	534	448	26,699	65,484
	Disorderly Conduct	665,900	93,550	572,350	1,862	6,359	19,459	27,681	16,449	21,636	27,786	110,414	141,676	116,511	73,219	44,988	28,804	18,655	13,864	10,811	7,569	5,838		
1985	Prostitution and Commercialized Vice	113,800	2,745	111,055	8	40	232	280	384	700	1,381	16,416	35,004	31,236	14,661	6,650	2,779	1,580	1,037	717	570	404	28,398	66,240
	Disorderly Conduct	671,700	95,996	575,704	2,141	6,630	19,942	28,713	17,447	22,173	27,663	106,619	141,591	121,259	76,370	46,475	29,062	18,254	12,852	10,019	7,012	6,191		
1986	Prostitution and Commercialized Vice	112,600	2,581	110,019	25	26	232	282	322	685	1,292	14,584	31,891	31,408	16,561	7,538	3,350	1,727	1,071	798	568	522	32,135	63,299
	Disorderly Conduct	676,400	98,938	577,462	2,031	6,245	18,199	26,475	17,763	24,406	30,294	108,067	140,947	121,985	77,803	47,809	27,591	17,707	12,175	9,192	7,330	6,857		
1987	Prostitution and Commercialized Vice	110,100	2,344	107,756	12	14	181	207	317	613	1,206	12,929	29,287	31,302	17,746	8,205	3,712	1,880	1,052	727	462	453	34,237	60,589
	Disorderly Conduct	698,700	103,657	595,043	2,403	7,133	19,446	28,982	17,590	25,422	31,664	105,711	142,456	131,370	85,858	52,628	30,432	17,888	11,327	7,528	4,979	4,864		
1988	Prostitution and Commercialized Vice	104,100	1,920	102,180	19	26	173	218	249	441	1,011	11,770	24,804	30,255	18,602	8,403	3,771	1,937	1,062	654	477	446	35,352	55,059
	Disorderly Conduct	760,500	117,435	643,065	2,777	8,305	22,844	33,926	20,105	26,755	36,648	115,671	145,684	140,370	97,581	59,008	34,457	20,015	12,150	7,590	5,160	5,380		
1989	Prostitution and Commercialized Vice	107,400	1,596	105,804	10	23	144	177	175	400	844	10,869	23,291	31,561	21,054	10,191	4,196	2,131	997	639	435	439	40,082	54,852
	Disorderly Conduct	776,600	119,951	656,649	2,779	8,853	24,432	36,064	20,888	27,286	35,713	120,128	142,575	142,125	102,101	62,561	36,917	20,595	12,131	7,376	4,784	5,358		
1990	Prostitution and Commercialized Vice	111,400	1,582	109,818	13	28	135	176	229	404	774	9,939	22,002	31,564	23,212	11,926	5,330	2,522	1,402	792	497	631	46,312	53,566
	Disorderly Conduct	733,000	119,666	613,334	2,553	9,013	25,229	36,795	22,147	27,331	33,393	119,353	135,258	130,248	95,020	57,495	33,225	18,003	10,100	5,976	4,079	4,577		
1991	Prostitution and Commercialized Vice	98,900	1,371	97,529	6	38	162	207	155	353	657	8,177	19,698	27,553	21,258	11,060	4,991	2,199	1,105	626	367	495	42,101	47,251
	Disorderly Conduct	757,700	132,906	624,794	2,708	10,045	29,037	41,790	24,448	30,434	36,234	117,659	135,366	125,820	98,627	63,176	37,642	19,620	11,286	6,548	4,172	4,879		
1992	Prostitution and Commercialized Vice	96,200	1,236	94,964	19	26	146	191	159	288	598	7,052	17,838	25,627	21,640	12,198	5,434	2,448	1,163	657	402	505	44,447	43,465
	Disorderly Conduct	753,100	136,626	616,474	2,649	10,696	31,662	45,008	26,223	30,725	34,670	107,407	131,517	119,624	100,743	68,001	39,774	21,308	12,157	6,608	4,196	5,139		
1993	Prostitution and Commercialized Vice	97,800	1,145	96,655	8	28	143	179	143	255	568	6,658	16,664	24,288	22,894	13,691	6,391	2,861	1,384	765	492	567	49,045	40,952
	Disorderly Conduct	727,000	146,822	580,178	2,177	10,692	35,032	47,901	29,159	33,753	36,009	100,986	119,667	106,724	95,756	67,257	40,084	22,161	12,015	6,608	3,968	4,953		
1994	Prostitution and Commercialized Vice	98,800	1,181	97,619	12	21	106	139	151	340	550	6,258	14,842	22,740	23,523	15,384	7,808	3,392	1,641	904	533	595	53,780	37,582
	Disorderly Conduct	746,200	171,512	574,688	2,217	13,527	45,459	61,202	33,781	37,681	38,847	102,957	117,321	100,935	93,936	69,337	40,979	22,454	12,030	6,307	3,864	4,568		
1995	Prostitution and Commercialized Vice	97,700	1,255	96,445	13	35	145	193	180	286	597	6,163	13,214	21,553	23,241	16,466	8,161	3,840	1,727	917	511	651	55,514	34,767
	Disorderly Conduct	748,600	176,455	572,145	2,330	13,274	44,940	60,544	36,018	39,345	40,548	102,169	110,872	97,510	91,956	73,626	44,242	24,665	12,559	6,614	3,761	4,172		
1996	Prostitution and Commercialized Vice	99,000	1,347	97,653	13	20	144	178	189	321	660	6,632	12,630	20,947	22,415	17,333	9,096	4,467	1,950	1,020	521	643	57,445	33,577
	Disorderly Conduct	842,600	216,100	626,500	2,554	16,499	54,574	73,626	43,102	49,322	50,050	121,840	118,639	103,436	93,846	80,545	50,397	28,072	13,988	7,269	4,018	4,449		
1997	Prostitution and Commercialized Vice	101,600	1,394	100,206	18	23	162	203	200	333	658	7,185	12,290	20,383	22,649	18,074	10,056	4,931	2,231	1,128	591	687	60,347	32,673
	Disorderly Conduct	811,100	216,182	594,918	2,453	18,139	54,905	75,497	43,274	47,889	49,523	117,016	110,130	95,515	86,063	77,229	51,720	28,132	14,020	7,103	3,724	4,265		



PART VI- PROSTITUTION AND DISORDERLY CONDUCT ARRESTS 1981 - 2017 : <http://www.bjs.gov/index.cfm?ty=datool&surl=/arrests/index.cfm#>

TOTALS Female Arrests 1981-2017	Total all ages	Ages under 18	Ages 18 or over	Ages under 10	10- 12	13-14	Ages under 15	15	16	17	18-20	21-24	25-29	30-34	35-39	40-44	45-49	50-54	55-59	60-64	Ages 65 or over	All over 30	Over 21-29	ages 21 to 65+
Prostitution	2,063,723	37,102	2,026,621	190	278	3,620	4,089	5,328	9,565	18,116	255,220	455,786	467,584	350,355	241,191	144,934	72,787	27,018	8,192	2,863	1,596	848,936	923,370	1,772,306
Disorderly Conduct	5,279,599	1,413,519	3,866,082	10,662	116,469	433,408	560,542	306,217	291,859	254,901	643,612	796,120	726,427	556,787	425,230	300,052	192,650	110,037	57,261	31,118	26,794	1,699,929	1,522,547	3,222,476

1981-2017 Female Prostitution and Disorderly Conduct Arrests by Age and Year in the U.S.

Bureau of Justice Statistics																							4,459	
Female Prostitution and Disorderly Conduct Arrests by Age in the U.S., 1981-2017																								
YEAR	Offense	Total all ages	Ages under 18	Ages 18 or over	Ages under 10	10- 12	13-14	Ages under 15	15	16	17	18-20	21-24	25-29	30-34	35-39	40-44	45-49	50-54	55-59	60-64	Ages 65 or over	All over 30	Over 21-29
1981	Prostitution and Commercialized Vice	78,429	2,077	76,352	9	14	175	198	263	522	1,094	18,031	32,153	17,301	5,722	1,557	571	220	188	330	221	58	8,867	49,454
	Disorderly Conduct	122,009	20,119	101,890	344	1,274	4,755	6,374	4,041	4,682	5,023	21,684	29,572	19,533	10,247	6,315	4,473	2,927	2,307	2,272	1,649	911		
1982	Prostitution and Commercialized Vice	85,891	2,316	83,575	9	20	163	192	261	585	1,278	18,497	32,880	21,045	7,109	2,128	742	359	193	262	283	77	11,153	53,925
	Disorderly Conduct	130,463	21,821	108,642	309	1,405	5,052	6,766	4,328	5,019	5,709	21,760	29,653	22,155	12,104	7,199	4,739	3,128	2,298	2,588	2,210	808		
1983	Prostitution and Commercialized Vice	88,131	2,056	86,075	9	15	178	201	242	519	1,093	16,885	33,999	22,617	8,234	2,629	804	367	152	151	148	89	12,574	56,616
	Disorderly Conduct	121,492	19,039	102,452	351	1,325	4,686	6,362	3,777	4,232	4,669	19,515	28,143	21,846	12,304	7,052	4,515	2,803	2,215	1,721	1,576	761		
1984	Prostitution and Commercialized Vice	77,686	1,985	75,701	2	12	194	209	262	545	970	13,122	28,555	21,173	8,625	2,618	817	348	149	128	84	82	12,851	49,728
	Disorderly Conduct	111,398	16,651	94,747	251	1,120	4,352	5,724	3,303	3,620	4,004	16,573	26,136	20,920	11,922	6,823	4,241	2,657	1,829	1,501	1,303	841		
1985	Prostitution and Commercialized Vice	79,528	1,912	77,616	6	21	167	195	289	487	941	12,630	27,394	22,965	9,688	3,387	831	315	146	100	96	64	14,627	50,359
	Disorderly Conduct	121,142	17,907	103,235	318	1,203	4,723	6,245	3,699	3,937	4,026	16,306	28,567	25,049	13,416	7,490	4,293	2,698	1,814	1,499	1,276	829		
1986	Prostitution and Commercialized Vice	72,715	1,676	71,039	10	8	137	154	216	452	853	10,447	23,341	21,771	10,173	3,568	993	314	115	108	115	93	15,479	45,112
	Disorderly Conduct	118,744	17,998	100,746	327	1,176	4,372	5,875	3,633	4,107	4,383	16,357	26,217	24,674	14,165	7,754	4,072	2,587	1,624	1,252	1,108	935		
1987	Prostitution and Commercialized Vice	71,289	1,586	69,702	5	7	130	143	233	406	805	9,053	21,413	21,968	11,237	4,170	1,258	396	89	55	27	38	17,270	43,381
	Disorderly Conduct	128,594	19,576	109,017	415	1,408	4,530	6,353	3,846	4,558	4,819	16,505	27,861	28,102	16,861	8,912	4,671	2,522	1,447	881	609	646		
1988	Prostitution and Commercialized Vice	69,914	1,232	68,682	10	4	102	116	170	291	655	8,597	18,288	22,134	12,795	4,730	1,422	439	111	58	39	68	19,662	40,422
	Disorderly Conduct	139,021	22,603	116,418	399	1,665	5,564	7,628	4,363	4,999	5,614	17,888	26,718	29,130	19,081	10,649	5,759	3,124	1,682	1,041	597	748		
1989	Prostitution and Commercialized Vice	73,819	952	72,867	6	11	89	106	108	231	507	7,932	16,994	23,532	15,128	6,530	1,820	608	176	62	38	46	24,408	40,526
	Disorderly Conduct	142,994	23,714	119,280	444	1,880	6,117	8,442	4,675	4,988	5,610	18,793	25,470	29,403	20,216	11,547	6,125	3,236	1,849	1,126	699	817		
1990	Prostitution and Commercialized Vice	70,668	858	69,810	8	10	75	93	136	230	399	6,580	15,305	22,029	15,648	7,094	2,198	666	183	51	32	23	25,895	37,334
	Disorderly Conduct	141,221	24,435	116,785	435	1,791	6,627	8,853	4,994	5,188	5,401	18,921	24,823	28,210	20,554	11,548	5,997	2,954	1,588	917	526	748		
1991	Prostitution and Commercialized Vice	65,588	713	64,875	3	8	78	89	88	184	352	5,530	14,128	19,893	14,959	6,983	2,363	668	199	69	34	49	25,324	34,021
	Disorderly Conduct	142,538	26,333	116,205	428	2,010	7,284	9,721	5,323	5,511	5,777	17,853	24,004	26,951	20,945	12,618	6,464	3,369	1,747	931	565	758		
1992	Prostitution and Commercialized Vice	63,124	634	62,490	12	7	75	94	79	141	321	4,806	12,514	18,265	15,294	7,832	2,700	744	180	66	24	65	26,905	30,779
	Disorderly Conduct	146,992	28,424	118,568	424	2,346	8,199	10,969	5,993	5,899	5,563	17,653	24,485	26,214	22,057	13,646	7,003	3,380	1,808	907	565	851		
1993	Prostitution and Commercialized Vice	63,086	613	62,473	4	7	76	86	73	145	309	4,430	11,524	16,943	16,120	8,798	3,301	963	242	64	38	50	29,576	28,467
	Disorderly Conduct	144,049	32,130	111,919	306	2,441	9,619	12,365	6,899	6,781	6,084	16,638	21,485	23,608	21,226	13,897	7,330	3,661	1,873	879	545	778		
1994	Prostitution and Commercialized Vice	60,468	570	59,898	4	6	66	76	88	154	252	3,894	9,266	15,123	15,989	9,832	4,126	1,194	316	95	37	26	31,615	24,389
	Disorderly Conduct	155,438	40,152	115,286	329	3,152	13,154	16,636	8,505	8,014	6,997	17,316	21,374	22,719	22,376	15,447	8,075	3,880	1,900	889	592	718		
1995	Prostitution and Commercialized Vice	59,359	596	58,763	9	8	65	82	85	131	298	4,003	8,210	14,150	15,807	10,468	4,337	1,345	305	89	29	19	32,399	22,360
	Disorderly Conduct	155,818	41,480	114,339	437	3,239	12,948	16,624	9,139	8,512	7,204	16,978	19,992	21,774	22,085	16,465	8,802	4,192	1,956	920	529	646		
1996	Prostitution and Commercialized Vice	59,486	699	58,788	3	3	80	87	112	163	336	4,331	7,826	13,551	14,940	10,940	4,971	1,719	365	90	25	31	33,081	21,377
	Disorderly Conduct	178,731	52,290	126,441	387	4,001	16,056	20,445	11,368	11,003	9,474	20,972	21,137	22,725	23,184	18,606	10,281	5,042	2,208	1,030	562	697		
1997	Prostitution and Commercialized Vice	60,650	740	59,910	2	7	95	105	115	182	338	4,764	7,211	12,916	15,069	11,639	5,627	2,096	426	111	31	20	35,019	20,127
	Disorderly Conduct	178,609	55,724	122,886	398	4,474	17,185	22,058	12,377	11,440	9,848	21,215	20,381	21,613	21,432	18,210	10,747	4,969	2,136	1,008	521	653		

PART VI- 'DO THE MATH' THE ARRESTS - SPREADSHEETS AND GRAPHS page # 4 of 16

PART VI- PROSTITUTION AND DISORDERLY CONDUCT ARRESTS 1981 - 2017 : <http://www.bjs.gov/index.cfm?ty=datool&surl=/arrests/index.cfm#>

1998	Prostitution and Commercialized Vice	55,066	741	54,325	13	11	65	89	112	176	363	4,380	6,828	10,571	12,782	11,087	5,901	2,070	534	101	40	32	32,547	17,399
	Disorderly Conduct	161,856	50,110	111,746	312	4,204	15,340	19,856	11,031	10,195	9,027	21,015	19,430	18,289	17,904	16,337	9,965	4,567	2,249	993	478	520		
1999	Prostitution and Commercialized Vice	55,314	720	54,593	6	9	79	94	105	178	343	4,944	6,737	10,228	12,020	11,274	6,227	2,312	599	148	49	55	32,684	16,965
	Disorderly Conduct	146,639	46,048	100,591	359	4,109	14,762	19,230	10,020	9,087	7,711	18,541	18,329	15,617	15,243	14,617	9,478	4,496	2,190	974	468	639		
2000	Prostitution and Commercialized Vice	54,292	781	53,511	4	5	99	107	116	165	393	4,887	6,669	9,042	11,618	10,956	6,798	2,616	699	154	42	30	32,913	15,711
	Disorderly Conduct	146,330	45,257	101,074	303	4,276	14,657	19,236	10,019	8,648	7,354	18,310	17,589	15,309	14,593	15,478	10,417	5,125	2,278	937	498	540		
2001	Prostitution and Commercialized Vice	52,760	1,008	51,752	1	7	123	132	170	276	430	5,079	6,801	7,759	10,358	10,718	6,989	2,945	857	180	38	29	32,114	14,560
	Disorderly Conduct	146,414	48,621	97,793	284	4,830	15,844	20,957	10,823	9,340	7,500	17,434	18,335	13,939	13,733	14,025	10,253	5,419	2,569	1,000	501	585		
2002	Prostitution and Commercialized Vice	52,269	949	51,320	0	10	119	129	164	234	421	5,076	6,601	7,117	10,058	10,409	7,507	3,368	920	181	58	25	32,526	13,718
	Disorderly Conduct	164,564	58,256	106,308	339	5,676	19,436	25,451	12,488	11,310	9,007	19,570	19,779	14,694	14,076	14,653	11,886	6,360	2,868	1,261	568	593		
2003	Prostitution and Commercialized Vice	49,814	987	48,827	2	6	124	132	168	241	445	5,252	6,625	6,815	8,628	9,573	7,247	3,420	968	215	54	30	30,135	13,440
	Disorderly Conduct	159,762	59,979	99,784	339	5,557	20,603	26,499	13,160	11,378	8,942	17,924	19,162	14,267	12,524	12,868	11,289	6,395	2,813	1,358	582	602		
2004	Prostitution and Commercialized Vice	60,807	1,257	59,549	7	7	138	152	193	343	570	7,217	8,416	8,053	9,473	10,992	9,003	4,575	1,415	293	66	47	35,864	
	Disorderly Conduct	169,385	64,768	104,617	352	6,146	22,075	28,573	14,314	12,461	9,420	18,973	20,289	15,026	12,794	12,799	11,867	7,128	3,241	1,358	589	553		
2005	Prostitution and Commercialized Vice	56,481	1,177	55,305	9	8	147	164	184	323	505	7,005	8,037	7,696	8,199	9,645	8,431	4,487	1,416	287	73	28	32,566	15,733
	Disorderly Conduct	176,345	66,980	109,365	312	5,764	22,378	28,454	15,285	13,211	10,031	19,557	20,693	16,196	12,780	12,830	12,696	7,915	3,833	1,582	659	624		
2006	Prostitution and Commercialized Vice	51,243	1,150	50,093	12	5	139	156	177	345	472	6,408	7,561	7,178	6,812	8,247	7,547	4,289	1,545	356	106	44	28,946	14,739
	Disorderly Conduct	183,961	68,893	115,069	291	5,822	22,401	28,514	15,543	13,937	10,899	20,754	22,235	17,658	12,909	13,095	12,413	8,824	4,094	1,676	758	653		
2007	Prostitution and Commercialized Vice	53,006	1,151	51,855	13	5	120	137	196	321	497	6,841	8,049	8,031	6,882	7,937	7,404	4,459	1,709	424	66	55	28,936	16,080
	Disorderly Conduct	186,549	67,439	119,110	296	5,312	21,318	26,926	15,246	14,223	11,043	21,232	23,238	19,007	13,209	12,898	12,334	9,194	4,529	1,876	872	721		
2008	Prostitution and Commercialized Vice	51,938	1,108	50,830	6	6	115	127	167	327	487	6,976	8,553	8,197	6,310	7,035	6,685	4,650	1,865	443	87	29	27,104	16,750
	Disorderly Conduct	179,651	61,839	117,812	209	4,595	18,963	23,766	13,747	13,426	10,899	20,795	23,126	18,906	13,211	12,192	11,521	9,623	4,899	1,999	855	685		
2009	Prostitution and Commercialized Vice	49,686	1,058	48,628	3	1	99	103	218	277	460	6,627	8,295	7,909	6,027	6,465	6,218	4,515	1,926	496	114	38	25,799	16,204
	Disorderly Conduct	176,075	56,570	119,505	165	4,342	16,739	21,246	12,442	12,561	10,322	21,387	23,435	19,563	13,364	12,054	10,961	9,597	5,265	2,201	891	787		
2010	Prostitution and Commercialized Vice	43,190	855	42,335	0	0	90	90	117	222	426	6,064	7,893	6,894	5,227	5,085	4,821	3,929	1,782	494	104	43	21,485	14,787
	Disorderly Conduct	170,336	53,501	116,835	139	4,505	16,518	21,162	11,619	11,156	9,563	20,127	23,336	19,221	13,497	11,180	10,429	9,487	5,398	2,339	975	847		
2011	Prostitution and Commercialized Vice	39,346	742	38,605	0	8	52	60	109	191	381	5,551	7,420	6,507	5,049	4,144	4,318	3,328	1,643	507	110	28	19,127	13,927
	Disorderly Conduct	162,339	48,276	114,063	120	3,942	14,975	19,037	10,554	10,000	8,686	18,833	22,579	19,069	14,129	10,503	9,930	8,809	5,835	2,537	1,042	797		
2012	Prostitution and Commercialized Vice	29,371	470	28,901	0	3	23	26	66	137	241	4,194	5,950	5,943	3,783	2,769	2,923	2,365	1,268	383	93	30	13,614	11,893
	Disorderly Conduct	119,184	32,515	86,669	122	2,490	10,216	12,828	7,124	6,872	5,691	13,238	17,016	14,304	11,036	8,216	7,492	6,764	4,757	2,233	965	648		
2013	Prostitution and Commercialized Vice	28,292	523	27,769	0	2	40	42	67	148	266	4,014	6,114	5,135	3,732	2,480	2,528	2,039	1,203	390	93	41	12,506	11,249
	Disorderly Conduct	104,843	26,345	78,498	119	2,287	8,279	10,685	5,701	5,337	4,622	10,679	15,428	13,187	10,352	7,747	6,857	5,943	4,499	2,212	919	675		
2014	Prostitution and Commercialized Vice	24,678	451	24,227	2	5	40	47	68	106	230	3,488	5,712	4,986	3,155	2,206	1,810	1,455	946	377	72	20	10,041	10,698
	Disorderly Conduct	94,639	21,616	73,023	81	1,818	6,429	8,328	4,773	4,616	3,899	9,031	13,624	12,619	9,832	7,531	6,357	5,514	4,551	2,321	978	665	94,639	94,639
2015	Prostitution and Commercialized Vice	20,179	334	19,845	0	6	24	30	53	93	158	2,852	4,661	4,277	2,574	1,806	1,355	1,112	789	303	88	28	8,055	8,938
	Disorderly Conduct	84,135	19,418	64,717	80	1,646	6,032	7,758	4,342	3,956	3,362	7,604	11,440	11,497	8,897	6,920	5,451	4,843	4,092	2,249	948	775	34,175	22,937
2016	Prostitution and Commercialized Vice	18,794	291	18,503	1	2	25	28	41	66	156	2,499	4,186	3,957	2,638	1,746	1,204	1,097	739	299	110	28	7,861	8,143
	Disorderly Conduct	85,305	18,854	66,451	74	1,629	5,712	7,415	4,007	3,900	3,532	8,100	10,983	11,851	9,296	7,477	5,494	4,897	3,972	2,396	1,076	909	35,517	22,834
2017	Prostitution and Commercialized Vice	17,366	134	17,232	0	4	14	18	17	28	71	2,334	3,677	3,913	2,493	1,714	1,137	995	660	272	99	38	7,408	7,590
	Disorderly Conduct	82,034	17,838	64,196	64	1,609	5,508	7,181	3,716	3,755	3,186	7,581	10,056	11,582	9,233	7,632	5,375	4,621	3,824	2,397	1,064	831	34,977	21,638
Female Prostitution and Disorderly Conduct Arrests by Age in the U.S., 1981-2017																								
YEAR	Offense	Total all ages	Ages under 18	Ages 18 or over	Ages under 10	10- 12	13-14	Ages under 15	15	16	17	18-20	21-24	25-29	30-34	35-39	40-44	45-49	50-54	55-59	60-64	Ages 65 or over	All over 30 to 65+	Ages 21 to 29

PART VI- 'DO THE MATH' THE ARRESTS - SPREADSHEETS AND GRAPHS page # 5 of 16

1981- 2017 Prostitution and Disorderly Conduct arrests by age and gender- all spreadsheets www.policeprostitutionandpolitics.com updated 102518 research by N.J. Almodovar

1981-2017 Female Prostitution and Disorderly Conduct Arrests by Age and Year in the U.S.

1981- 2017 SUMMARY/PERCENTAGES OF PROSTITUTION AND DISORDERLY CONDUCT ARRESTS ALL BY AGE AND GENDER

TOTALS Arrests All by Age 1981-2017	Total all ages	Ages under 18	Ages 18 or over	Ages under 10	10- 12	13-14	Ages under 15	15	16	17	18-20	21-24	25-29	30-34	35-39	40-44	45-49	50-54	55-59	60-64	Ages 65 or over	All over 30	Over 21- 29	ages 21 to 65+
ALL Prostitution	3,134,171	56,544	3,077,627	376	774	5,506	6,657	7,673	14,455	27,758	337,136	621,985	676,722	526,805	377,771	245,570	142,398	73,388	37,364	20,097	19,187	1,442,580	1,333,899	2,776,479
PERCENTAGES OF TOTAL BY AGE		1.80%	98.20%	0.01%	0.02%	0.18%	0.21%	0.24%	0.46%	0.89%	10.76%	19.85%	21.59%	16.81%	12.05%	7.84%	4.54%	2.34%	1.19%	0.64%	0.61%	46.03%	42.56%	88.59%
ALL Disorderly Conduct	24,003,945	5,199,522	18,774,423	65,963	443,092	1,337,318	1,846,372	1,027,790	1,146,271	1,209,090	3,397,541	4,015,102	3,347,966	2,485,980	1,877,206	1,381,632	957,508	608,636	FALSE	188,283	168,430	8,013,805	7,363,068	15,376,873
PERCENTAGES OF TOTAL BY AGE		21.66%	78.21%	0.27%	1.85%	5.57%	7.69%	4.28%	4.78%	5.04%	14.15%	16.73%	13.95%	10.36%	7.82%	5.76%	3.99%	2.54%	0.00%	0.78%	0.70%	33.39%	30.67%	64.06%
MALE Prostitution	1,070,447	19,442	1,051,005	187	494	1,885	2,565	2,339	4,890	9,643	81,918	166,199	209,242	176,447	136,587	100,639	69,614	46,370	29,169	17,237	17,588	593,651	375,441	969,092
PERCENTAGES OF TOTAL BY AGE		1.82%	98.18%	0.02%	0.05%	0.18%	0.24%	0.22%	0.46%	0.90%	7.65%	15.53%	19.55%	16.48%	12.76%	9.40%	6.50%	4.33%	2.72%	1.61%	1.64%	55.46%	35.07%	90.53%
MALE Disorderly Conduct	18,694,344	3,786,003	14,908,341	55,297	326,622	903,909	1,285,831	721,571	854,415	954,189	2,753,927	3,218,983	2,621,535	1,929,193	1,451,978	1,081,578	764,869	498,598	288,874	157,165	141,622	6,313,877	5,840,518	12,154,395
PERCENTAGES OF TOTAL BY AGE		20.25%	79.75%	0.30%	1.75%	4.84%	6.88%	3.86%	4.57%	5.10%	14.73%	17.22%	14.02%	10.32%	7.77%	5.79%	4.09%	2.67%	1.55%	0.84%	0.76%	33.77%	31.24%	65.02%
FEMALE Prostitution Arrests	2,063,723	37,102	2,026,621	190	278	3,620	4,089	5,328	9,565	18,116	255,220	455,786	467,584	350,355	241,191	144,934	72,787	27,018	8,192	2,863	1,596	848,936	923,370	1,772,306
PERCENTAGES OF TOTAL BY AGE		1.80%	98.20%	0.009%	0.013%	0.18%	0.20%	0.26%	0.46%	0.88%	12.37%	22.09%	22.66%	16.98%	11.69%	7.02%	3.53%	1.31%	0.40%	0.14%	0.08%	41.14%	44.74%	85.88%
FEMALE Disorderly Conduct	5,279,599	1,413,519	3,866,082	10,662	116,469	433,408	560,542	306,217	291,859	254,901	643,612	796,120	726,427	556,787	425,230	300,052	192,650	110,037	57,261	31,118	26,794	1,699,929	1,522,547	3,222,476
PERCENTAGES OF TOTAL BY AGE		26.77%	73.23%	0.20%	2.21%	8.21%	10.62%	5.80%	5.53%	4.83%	12.19%	15.08%	13.76%	10.55%	8.05%	5.68%	3.65%	2.08%	1.08%	0.59%	0.51%	32.20%	28.84%	61.04%
	Total all ages	Ages under 18	Ages 18 or over	Ages under 10	10- 12	13-14	Ages under 15	15	16	17	18-20	21-24	25-29	30-34	35-39	40-44	45-49	50-54	55-59	60-64	Ages 65 or over	All over 30	Over 21- 29	ages 21 to 65+
PERCENTAGES OF TOTAL BY GENDER AND AGE- PROSTITUTION- FEMALE	65.85%	1.18%	64.66%	0.006%	0.009%	0.12%	0.13%	0.17%	0.31%	0.58%	8.14%	14.54%	14.92%	11.18%	7.70%	4.62%	2.32%	0.86%	0.26%	0.09%	0.05%	27.09%	29.46%	56.55%
PERCENTAGES OF TOTAL BY GENDER AND AGE- PROSTITUTION- MALE	34.15%	0.62%	33.53%	0.006%	0.016%	0.06%	0.08%	0.07%	0.16%	0.31%	2.61%	5.30%	6.68%	5.63%	4.36%	3.21%	2.22%	1.48%	0.93%	0.55%	0.56%	18.94%	11.98%	30.92%
PERCENTAGES OF TOTAL BY GENDER AND AGE- DISORDERLY CONDUCT- FEMALE	21.99%	5.89%	16.11%	0.04%	0.49%	1.81%	2.34%	1.28%	1.22%	1.06%	2.68%	3.32%	3.03%	2.32%	1.77%	1.25%	0.80%	0.46%	0.24%	0.13%	0.11%	7.08%	6.34%	13.42%
PERCENTAGES OF TOTAL BY GENDER AND AGE- DISORDERLY CONDUCT- MALE	77.88%	15.77%	62.11%	0.23%	1.36%	3.77%	5.36%	3.01%	3.56%	3.98%	11.47%	13.41%	10.92%	8.04%	6.05%	4.51%	0.80%	2.08%	1.20%	0.65%	0.59%	26.30%	24.33%	50.63%

IN MANY STATES, WHEN THE POLICE DO NOT HAVE SUFFICIENT EVIDENCE TO PROVE THE 'CRIME' OF PROSTITUTION, THEY WILL ARREST AN INDIVIDUAL FOR 'DISORDERLY CONDUCT.' IN ADDITION, PROSTITUTION CHARGES ARE OFTEN REDUCED BY PROSECUTORS TO DISORDERLY CONDUCT IF THE ARRESTEE AGREES TO PLEAD GUILTY TO THE LESSER 'OFFENSE' SO THAT THE STATE/ CITY IS SPARED THE EXPENSE OF TAKING THE CASE TO TRIAL.

HOWEVER, ARRESTS FOR DISORDERLY CONDUCT ARE NOT NECESSARILY ARRESTS MADE INSTEAD OF AN ARREST FOR PROSTITUTION. THE ANNUAL REPORTS SENT BY LOCAL AND STATE LAW ENFORCEMENT AGENCIES TO THE FBI BUREAU OF JUSTICE STATISTICS DO NOT REFLECT THE UNDERLYING OFFENSE FOR WHICH THE PERSON WAS ARRESTED AND CHARGED WITH THE ALL PURPOSE 'DISORDERLY CONDUCT' STATUTE. WE HAVE INCLUDED DISORDERLY CONDUCT STATISTICS BECAUSE WE ARE AWARE THAT A PERCENTAGE OF THEM WOULD HAVE BEEN ARRESTS FOR PROSTITUTION BUT WERE NOT PROVABLE IN COURT.

THE NUMBER OF TRANSGENDERED PERSONS ARRESTED FOR EITHER 'CRIME' IS UNKNOWN, AS THERE IS NO INDICATION THAT LAW ENFORCEMENT AGENCIES USE ANY GENDER CATEGORY OTHER THAN MALE AND FEMALE

PLEASE NOTE: ALL THE NUMBERS AND STATISTICS ARE TAKEN DIRECTLY FROM THE BUREAU OF JUSTICE STATISTICS SPREADSHEETS (XLS)
IN CASES WHERE THE NUMBER TOTALS MAY BE SLIGHTLY OFF, THE BUREAU ROUNDS OFF THE NUMBERS WHICH CAUSES A DISCREPANCY IN THE TOTALS.

1981-2017 MALE Prostitution and Disorderly Conduct Arrests by Age and Year in the U.S.

TOTALS Male Arrests 1981-2017	Total all ages	Ages under 18	Ages 18 or over	Ages under 10	10- 12	13-14	Ages under 15	15	16	17	18-20	21-24	25-29	30-34	35-39	40-44	45- 49	50-54	55-59	60-64	Ages 65 or over	All over 30	Over 21- 29	ages 21 to 65+
Prostitution	1,070,447	19,442	1,051,005	187	494	1,885	2,565	2,339	4,890	9,643	81,918	166,199	209,242	176,447	136,587	100,639	69,614	46,370	29,169	17,237	17,588	593,651	385,372	979,023
Disorderly Conduct	18,724,346	3,786,003	14,908,341	55,297	326,622	903,909	1,285,831	721,571	854,415	954,189	2,753,927	3,218,983	2,621,535	1,929,193	1,451,978	1,081,578	764,869	498,598	288,874	157,165	141,622	628,984	5,840,518	6,469,502

Bureau of Justice Statistics
Male Prostitution and Disorderly Conduct Arrests by Age in the U.S., 1981-2017

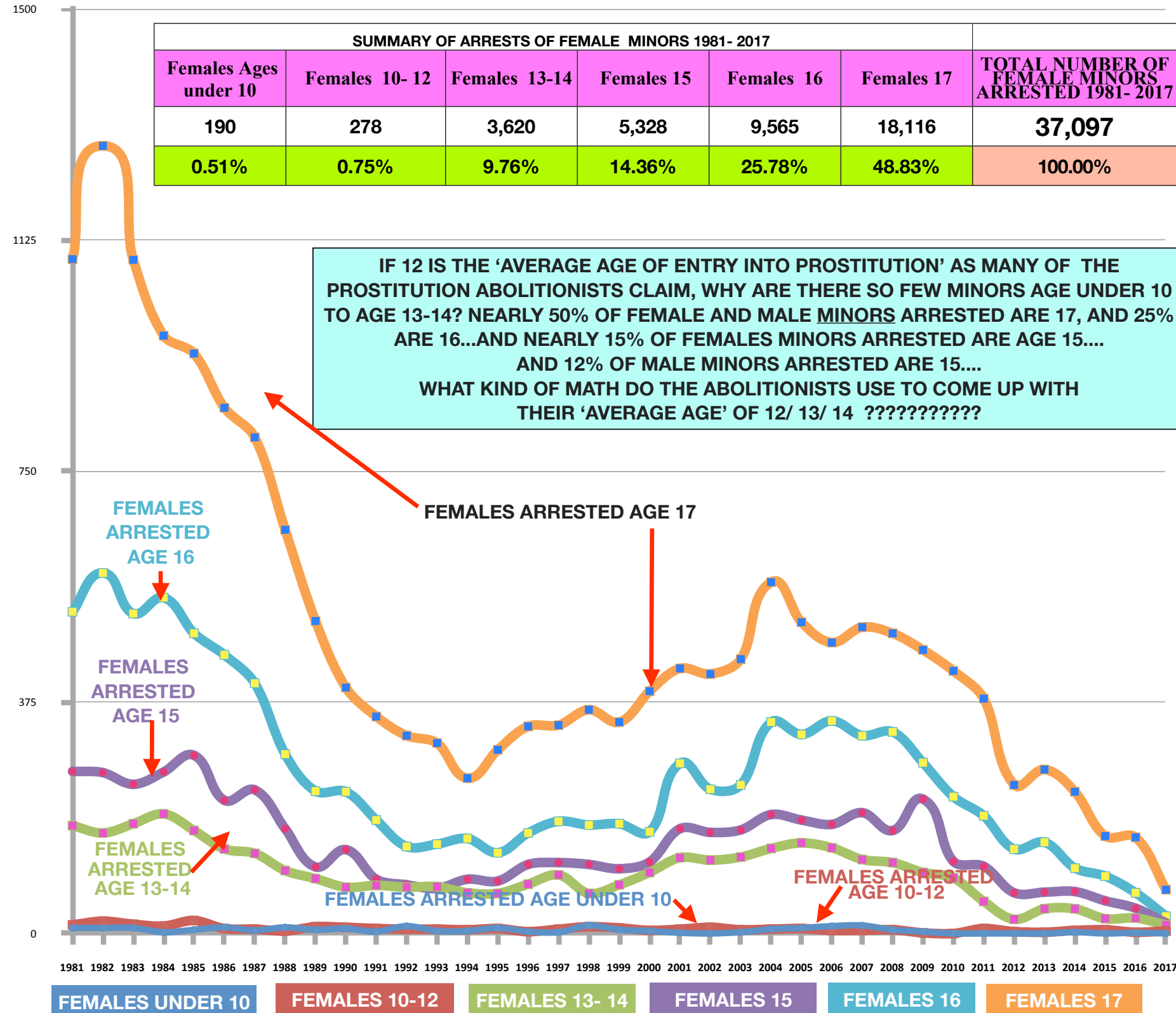
YEAR	Offense	Total all ages	Ages under 18	Ages 18 or over	Ages under 10	10- 12	13-14	Ages under 15	15	16	17	18-20	21-24	25-29	30-34	35-39	40-44	45-49	50-54	55-59	60-64	Ages 65 or over	All over 30 to 65+	Ages 21 to 29
1981	Prostitution and Commercialized Vice	28,170	901	27,269	3	32	73	108	133	227	432	3,749	6,590	6,002	3,971	2,302	1,483	1,086	781	613	400	293	10,929	12,592
	Disorderly Conduct	665,091	101,985	563,107	2,097	6,408	16,951	25,457	17,358	24,339	34,831	124,707	135,810	103,760	67,053	39,803	27,977	21,293	17,402	12,099	6,861	6,342		
1982	Prostitution and Commercialized Vice	35,309	1,020	34,288	11	16	66	93	97	240	591	4,750	8,259	7,681	4,848	2,927	1,902	1,371	957	795	474	325	13,599	15,940
	Disorderly Conduct	765,037	113,731	651,306	2,026	6,718	18,419	27,164	19,838	28,023	38,708	139,997	159,735	125,127	79,583	47,570	31,949	22,474	17,897	12,729	7,811	6,433		
1983	Prostitution and Commercialized Vice	37,468	948	36,520	5	11	70	87	92	253	516	4,616	8,479	8,549	5,390	3,330	2,145	1,440	1,014	739	436	381	14,875	17,028
	Disorderly Conduct	635,908	90,240	545,668	1,980	6,028	15,974	23,982	15,285	21,875	29,098	111,549	131,610	108,185	68,871	41,317	27,429	18,444	14,660	10,908	7,101	5,593		
1984	Prostitution and Commercialized Vice	34,514	887	33,627	9	19	84	112	121	220	434	4,023	7,625	8,131	5,015	3,080	2,026	1,301	899	711	450	366	13,848	15,756
	Disorderly Conduct	554,502	76,900	477,602	1,611	5,239	15,107	21,957	13,146	18,015	23,781	93,840	115,540	95,591	61,297	38,165	24,563	15,998	12,035	9,310	6,266	4,997		
1985	Prostitution and Commercialized Vice	34,272	833	33,439	2	19	64	85	95	212	440	3,785	7,610	8,271	4,973	3,263	1,949	1,265	890	618	474	340	13,772	15,881
	Disorderly Conduct	550,558	78,089	472,469	1,823	5,426	15,219	22,468	13,748	18,235	23,637	90,314	113,024	96,210	62,954	38,985	24,768	15,556	11,038	8,521	5,736	5,362		
1986	Prostitution and Commercialized Vice	39,885	905	38,980	15	18	94	128	105	233	439	4,137	8,550	9,637	6,388	3,970	2,357	1,412	956	691	453	429	16,656	18,187
	Disorderly Conduct	557,656	80,940	476,716	1,704	5,069	13,827	20,600	14,129	20,299	25,911	91,710	114,729	97,311	63,638	40,055	23,519	15,120	10,551	7,940	6,222	5,921		
1987	Prostitution and Commercialized Vice	38,811	758	38,054	7	7	51	65	85	207	402	3,876	7,874	9,334	6,510	4,035	2,454	1,484	963	672	435	415	16,968	17,208
	Disorderly Conduct	570,106	84,081	486,025	1,988	5,725	14,916	22,629	13,744	20,863	26,845	89,206	114,595	103,267	68,997	43,716	25,761	15,367	9,880	6,647	4,370	4,218		
1988	Prostitution and Commercialized Vice	34,186	687	33,499	9	22	71	101	79	151	356	3,173	6,516	8,121	5,807	3,672	2,349	1,498	951	596	438	378	15,689	14,637
	Disorderly Conduct	621,479	94,832	526,647	2,378	6,640	17,280	26,298	15,742	21,756	31,035	97,782	118,966	111,240	78,500	48,360	28,698	16,891	10,468	6,549	4,563	4,632		
1989	Prostitution and Commercialized Vice	33,581	644	32,937	4	12	56	71	66	169	337	2,937	6,298	8,029	5,926	3,661	2,375	1,522	821	577	398	393	15,673	14,327
	Disorderly Conduct	633,606	96,236	537,370	2,334	6,973	18,315	27,622	16,214	22,298	30,103	101,335	117,105	112,722	81,885	51,013	30,791	17,359	10,282	6,250	4,084	4,541		
1990	Prostitution and Commercialized Vice	40,732	725	40,007	5	18	60	82	93	174	375	3,358	6,697	9,535	7,563	4,833	3,132	1,856	1,219	741	466	608	20,418	16,232
	Disorderly Conduct	591,779	95,230	496,549	2,118	7,222	18,602	27,942	17,153	22,143	27,993	100,432	110,436	102,038	74,466	45,947	27,228	15,048	8,512	5,058	3,554	3,830		
1991	Prostitution and Commercialized Vice	33,312	657	32,654	3	30	85	117	67	169	305	2,648	5,569	7,660	6,299	4,077	2,628	1,532	906	557	333	446	16,778	13,229
	Disorderly Conduct	615,162	106,573	508,589	2,280	8,035	21,753	32,068	19,125	24,923	30,457	99,805	111,362	98,869	77,682	50,558	31,178	16,251	9,539	5,616	3,607	4,120		
1992	Prostitution and Commercialized Vice	33,076	602	32,474	7	19	72	98	80	147	277	2,246	5,324	7,362	6,346	4,366	2,733	1,704	983	591	378	441	17,542	12,686
	Disorderly Conduct	606,108	108,202	497,906	2,226	8,351	23,463	34,039	20,230	24,826	29,107	89,754	107,032	93,409	78,686	54,355	32,772	17,928	10,349	5,701	3,632	4,288		
1993	Prostitution and Commercialized Vice	34,714	533	34,182	4	21	67	93	70	110	260	2,228	5,139	7,346	6,774	4,893	3,091	1,898	1,142	701	453	516	19,468	12,485
	Disorderly Conduct	582,951	114,692	468,259	1,871	8,252	25,413	35,536	22,259	26,973	29,924	84,348	98,182	83,115	74,530	53,360	32,753	18,500	10,142	5,729	3,423	4,175		
1994	Prostitution and Commercialized Vice	38,332	611	37,721	8	15	40	63	63	186	298	2,364	5,576	7,617	7,533	5,552	3,682	2,199	1,325	808	496	568	22,163	13,193
	Disorderly Conduct	590,762	131,360	459,402	1,888	10,375	32,304	44,567	25,276	29,668	31,849	85,641	95,948	78,216	71,560	53,890	32,904	18,574	10,130	5,418	3,272	3,849		
1995	Prostitution and Commercialized Vice	38,341	659	37,682	4	27	80	111	94	155	299	2,160	5,004	7,404	7,433	5,998	3,825	2,495	1,422	827	482	632	23,114	12,408
	Disorderly Conduct	592,782	134,975	457,806	1,893	10,035	31,992	43,920	26,879	30,833	33,344	85,191	90,880	75,736	69,871	57,161	35,440	20,473	10,603	5,695	3,232	3,525		
1996	Prostitution and Commercialized Vice	39,514	648	38,865	10	17	64	91	76	158	323	2,301	4,805	7,396	7,475	6,393	4,125	2,748	1,585	930	496	612	24,364	12,201
	Disorderly Conduct	663,869	163,811	500,058	2,167	12,497	38,518	53,182	31,733	38,319	40,577	100,868	97,502	80,711	70,662	61,940	40,116	23,030	11,780	6,239	3,457	3,752		

YEAR	Females under 10	Females 10- 12	Females 13-14	Females 15	Females 16	Females 17
1981	9	14	175	263	522	1,094
1982	9	20	163	261	585	1,278
1983	9	15	178	242	519	1,093
1984	2	12	194	262	545	970
1985	6	21	167	289	487	941
1986	10	8	137	216	452	853
1987	5	7	130	233	406	805
1988	10	4	102	170	291	655
1989	6	11	89	108	231	507
1990	8	10	75	136	230	399
1991	3	8	78	88	184	352
1992	12	7	75	79	141	321
1993	4	7	76	73	145	309
1994	4	6	66	88	154	252
1995	9	8	65	85	131	298
1996	3	3	80	112	163	336
1997	2	7	95	115	182	338
1998	13	11	65	112	176	363
1999	6	9	79	105	178	343
2000	4	5	99	116	165	393
2001	1	7	123	170	276	430
2002	0	10	119	164	234	421
2003	2	6	124	168	241	445
2004	7	7	138	193	343	570
2005	9	8	147	184	323	505
2006	12	5	139	177	345	472
2007	13	5	120	196	321	497
2008	6	6	115	167	327	487
2009	3	1	99	218	277	460
2010	0	0	90	117	222	426
2011	0	8	52	109	191	381
2012	0	3	23	66	137	241
2013	0	2	40	67	148	266
2014	2	5	40	68	106	230
2015	0	6	24	53	93	158
2016	1	2	25	41	66	156
2017	0	4	14	17	28	71

ALL FEMALES UNDER 18
2,077
2,316
2,056
1,985
1,911
1,676
1,586
1,232
952
858
713
635
614
570
596
697
739
740
720
782
1,007
948
986
1,258
1,176
1,150
1,152
1,108
1,058
855
741
470
523
451
334
291
134

SUMMARY OF ARRESTS OF FEMALE MINORS 1981- 2017

SUMMARY OF ARRESTS OF FEMALE MINORS 1981- 2017						
Females Ages under 10	Females 10- 12	Females 13-14	Females 15	Females 16	Females 17	TOTAL NUMBER OF FEMALE MINORS ARRESTED 1981- 2017
190	278	3,620	5,328	9,565	18,116	37,097
0.51%	0.75%	9.76%	14.36%	25.78%	48.83%	100.00%

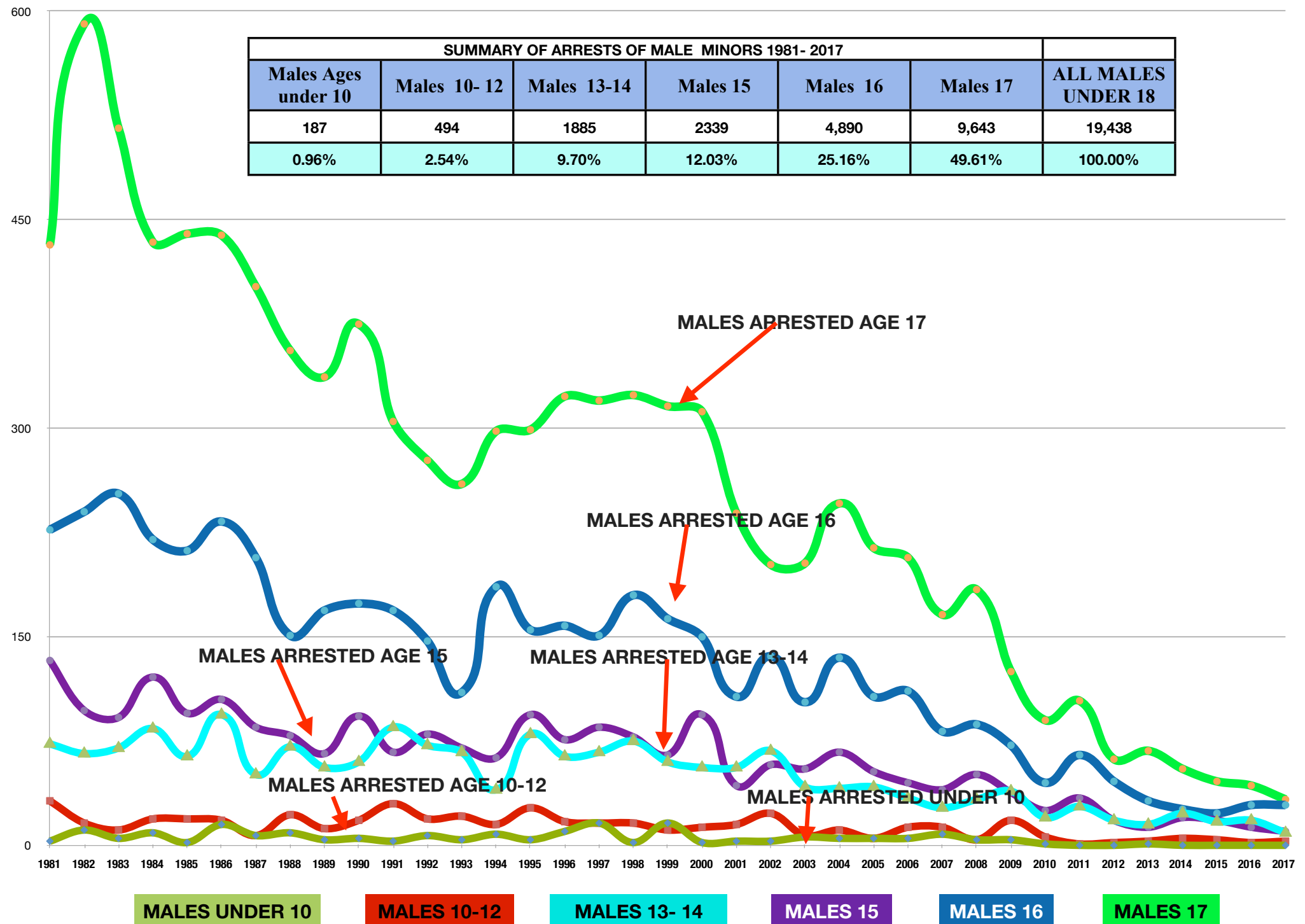


YEAR	Males Ages under 10	Males 10- 12	Males 13-14	Males 15	Males 16	Males 17
1981	3	32	73	133	227	432
1982	11	16	66	97	240	591
1983	5	11	70	92	253	516
1984	9	19	84	121	220	434
1985	2	19	64	95	212	440
1986	15	18	94	105	233	439
1987	7	7	51	85	207	402
1988	9	22	71	79	151	356
1989	4	12	56	66	169	337
1990	5	18	60	93	174	375
1991	3	30	85	67	169	305
1992	7	19	72	80	147	277
1993	4	21	67	70	110	260
1994	8	15	40	63	186	298
1995	4	27	80	94	155	299
1996	10	17	64	76	158	323
1997	16	16	67	85	151	320
1998	2	16	75	78	180	324
1999	16	11	60	65	163	316
2000	2	13	56	94	150	312
2001	3	15	56	43	107	239
2002	3	23	68	58	136	202
2003	6	7	42	55	103	203
2004	5	11	41	67	135	246
2005	5	5	42	53	107	214
2006	5	13	34	45	111	207
2007	8	13	27	40	82	166
2008	4	4	33	51	87	184
2009	4	18	39	38	72	125
2010	1	6	20	25	45	90
2011	0	1	28	34	65	104
2012	0	2	18	18	46	62
2013	1	3	15	13	32	68
2014	0	5	23	20	26	55
2015	0	4	17	18	23	46
2016	0	2	18	13	29	43
2017	0	3	9	10	29	33

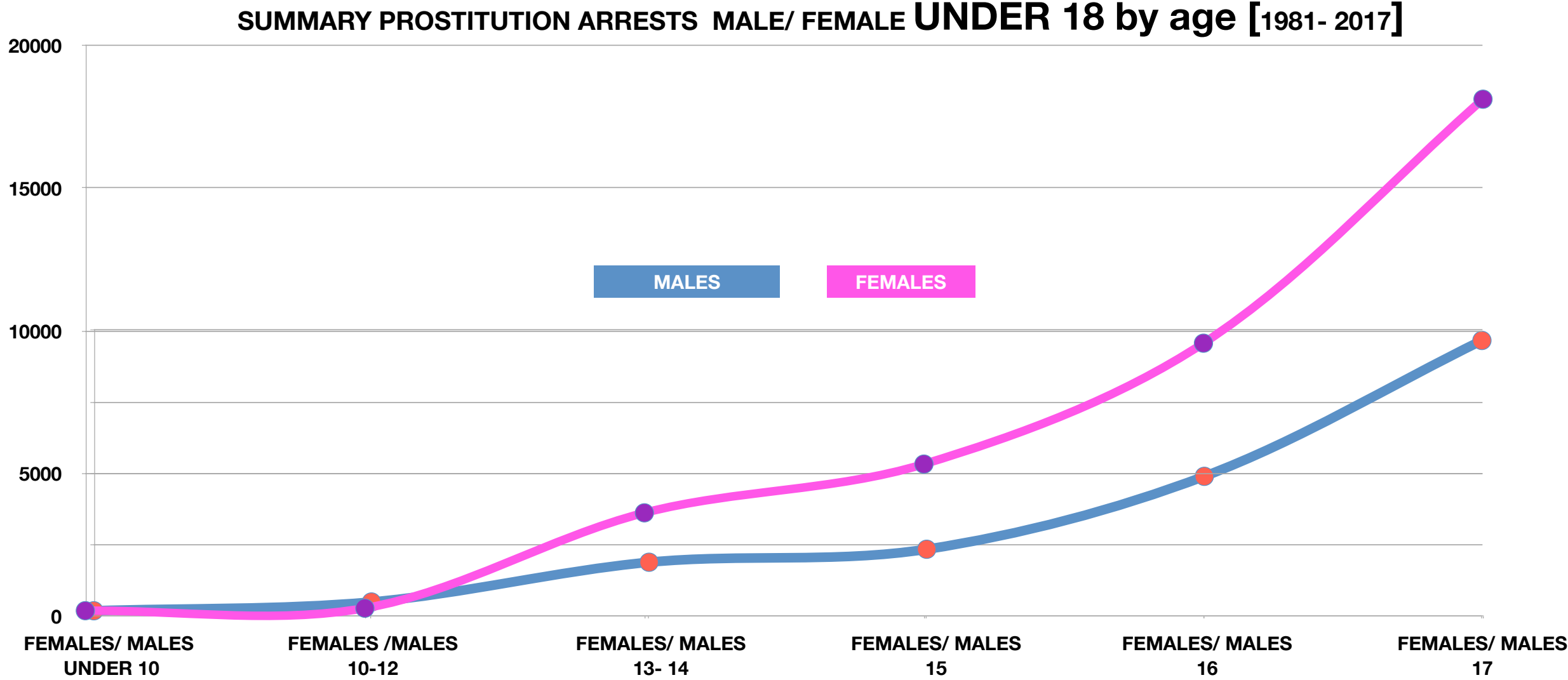
ALL MALES UNDER 18
900
1,021
947
887
832
904
759
688
644
725
659
602
532
610
659
648
655
675
631
627
463
490
416
505
426
415
336
363
296
187
232
146
132
129
108
105
84

SUMMARY OF ARRESTS OF MALE MINORS 1981- 2017

SUMMARY OF ARRESTS OF MALE MINORS 1981- 2017						
Males Ages under 10	Males 10- 12	Males 13-14	Males 15	Males 16	Males 17	ALL MALES UNDER 18
187	494	1885	2339	4,890	9,643	19,438
0.96%	2.54%	9.70%	12.03%	25.16%	49.61%	100.00%

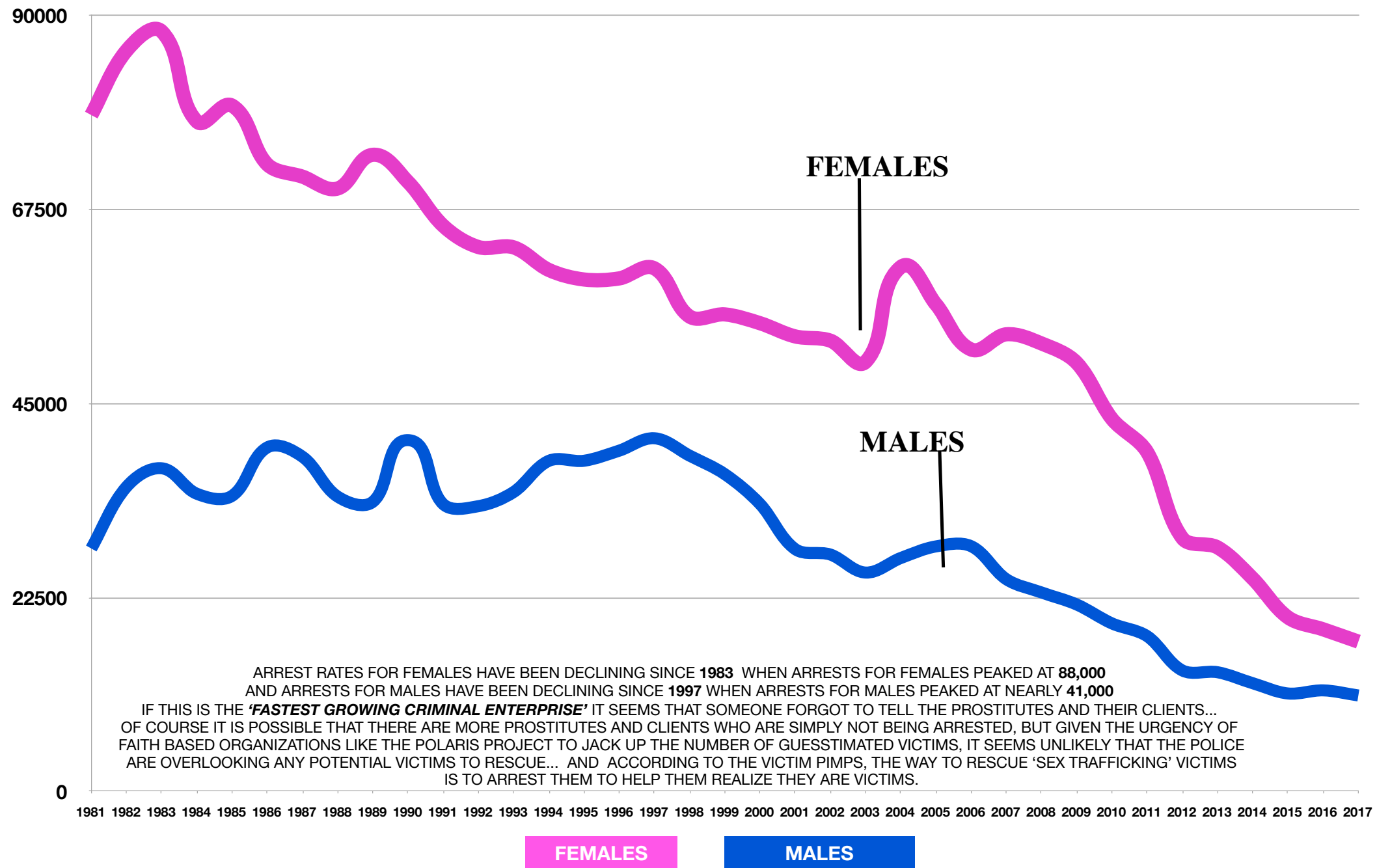


Females Ages under 10	Females 10- 12	Females 13-14	Females 15	Females 16	Females 17	Males Ages under 10	Males 10- 12	Males 13-14	Males 15	Males 16	Males 17
190	278	3,620	5,328	9,565	18,116	187	494	1885	2339	4,890	9,643



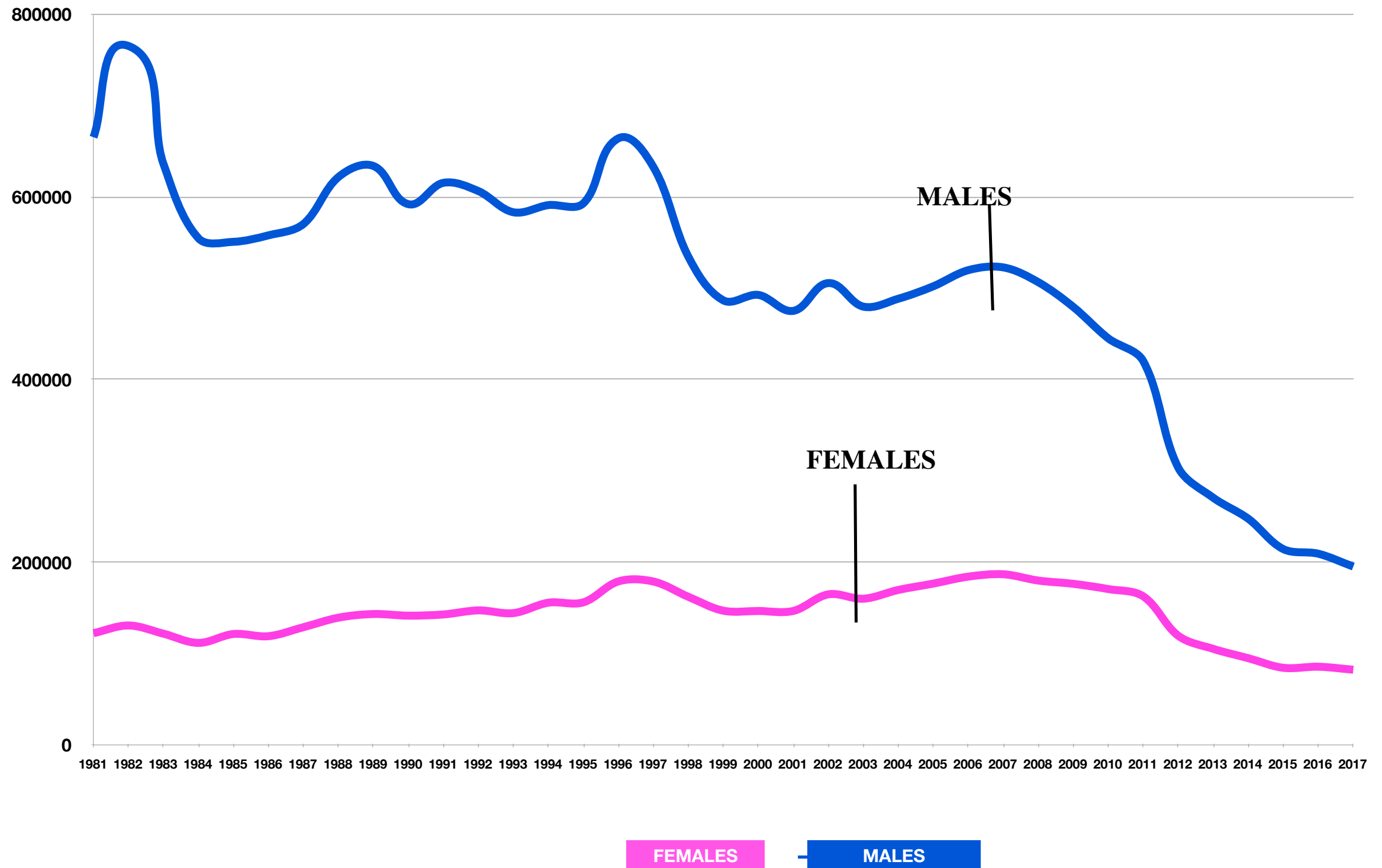
YEAR	Female	Male
1981	78,429	28,170
1982	85,891	35,309
1983	88,131	37,468
1984	77,686	34,514
1985	79,528	34,272
1986	72,715	39,885
1987	71,289	38,811
1988	69,914	34,186
1989	73,819	33,581
1990	70,668	40,732
1991	65,588	33,312
1992	63,124	33,076
1993	63,086	34,714
1994	60,468	38,332
1995	59,359	38,341
1996	59,486	39,514
1997	60,650	40,950
1998	55,066	38,934
1999	55,314	36,786
2000	54,292	33,328
2001	52,760	28,094
2002	52,269	27,464
2003	49,814	25,376
2004	60,807	27,065
2005	56,481	28,410
2006	51,243	28,430
2007	53,006	24,601
2008	51,938	23,066
2009	49,686	21,669
2010	43,190	19,478
2011	39,346	17,999
2012	29,371	14,024
2013	28,292	13,818
2014	24,678	12,544
2015	20,179	11,355
2016	18,794	11,715
2017	17,366	11,124

CHART 1 1981 - 2017 PROSTITUTION ARRESTS BY YEAR AND GENDER [MALE AND FEMALE]



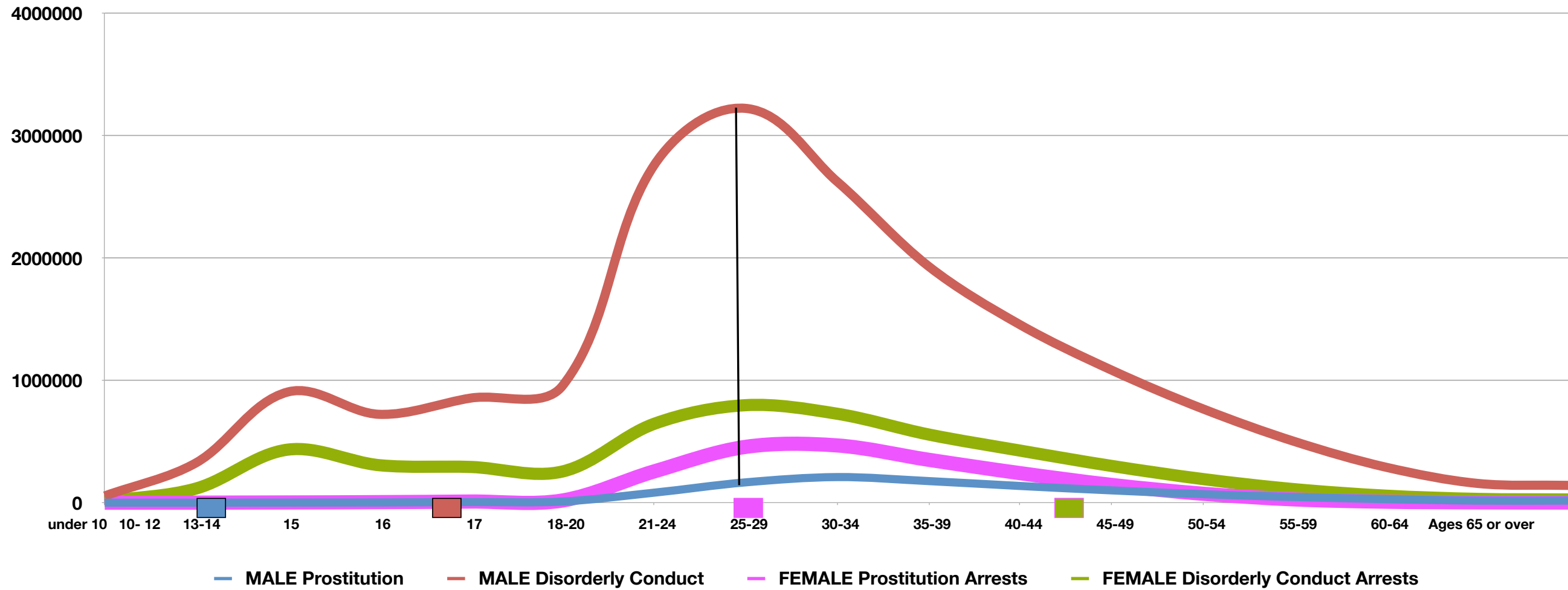
YEAR	Female	Male
1981	122,009	665,091
1982	130,463	765,037
1983	121,492	635,908
1984	111,398	554,502
1985	121,142	550,558
1986	118,744	557,656
1987	128,594	570,106
1988	139,021	621,479
1989	142,994	633,606
1990	141,221	591,779
1991	142,538	615,162
1992	146,992	606,108
1993	144,049	582,951
1994	155,438	590,762
1995	155,818	592,782
1996	178,731	663,869
1997	178,609	632,491
1998	161,856	534,244
1999	146,639	486,461
2000	146,330	492,410
2001	146,414	474,980
2002	164,564	505,374
2003	159,762	479,609
2004	169,385	488,252
2005	176,345	501,886
2006	183,961	519,543
2007	186,549	522,556
2008	179,651	506,334
2009	176,075	479,247
2010	170,336	444,836
2011	162,339	419,819
2012	119,184	303,198
2013	104,843	270,299
2014	94,639	247,340
2015	84,135	214,118
2016	85,305	209,040
2017	82,034	194,953

CHART 2 1981- 2017 DISORDERLY CONDUCT ARRESTS BY YEAR AND GENDER [MALE AND FEMALE]



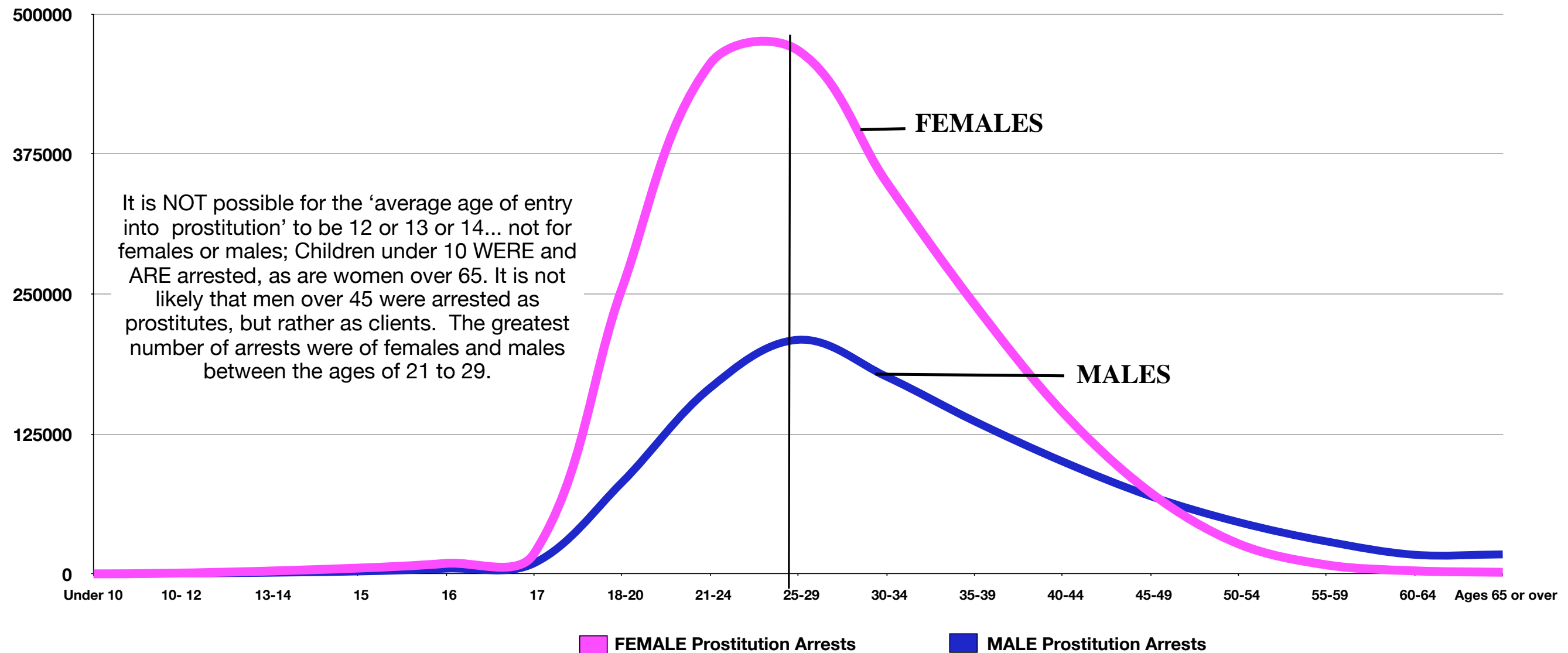
TOTALS Arrests All by Age 1981-2017	Under 10	10- 12	13-14	15	16	17	18-20	21-24	25-29	30-34	35-39	40-44	45-49	50-54	55-59	60-64	Ages 65 or over
MALE Prostitution	187	494	1,885	2,339	4,890	9,643	81,918	166,199	209,242	176,447	136,587	100,639	69,614	46,370	29,169	17,237	17,588
MALE Disorderly Conduct	55,297	326,622	903,909	721,571	854,415	954,189	2,753,927	3,218,983	2,621,535	1,929,193	1,451,978	1,081,578	764,869	498,598	288,874	157,165	141,622
FEMALE Prostitution Arrests	190	278	3,620	5,328	9,565	18,116	255,220	455,786	467,584	350,355	241,191	144,934	72,787	27,018	8,192	2,863	1,596
FEMALE Disorderly Conduct Arrests	10,662	116,469	433,408	306,217	291,859	254,901	643,612	796,120	726,427	556,787	425,230	300,052	192,650	110,037	57,261	31,118	26,794

CHART 10 / TABLE 8 1981 2017 TOTAL ARRESTS - PROSTITUTION DISORDERLY CONDUCT



TOTALS Arrests All by Age 1981-2017	Under 10	10- 12	13-14	15	16	17	18-20	21-24	25-29	30-34	35-39	40-44	45-49	50-54	55-59	60-64	Ages 65 or over
FEMALE Prostitution Arrests	190	278	3,620	5,328	9,565	18,116	255,220	455,786	467,584	350,355	241,191	144,934	72,787	27,018	8,192	2,863	1,596
MALE Prostitution	187	494	1,885	2,339	4,890	9,643	81,918	166,199	209,242	176,447	136,587	100,639	69,614	46,370	29,169	17,237	17,588

CHART 3 1981- 2017 TOTAL PROSTITUTION ARRESTS ALL BY AGE AND GENDER



TOTALS Arrests All by Age 1981-2017	Under 10	10- 12	13-14	15	16	17	18-20	21-24	25-29	30-34	35-39	40-44	45-49	50-54	55-59	60-64	Ages 65 or over
MALE Prostitution	187	494	1,885	2,339	4,890	9,643	81,918	166,199	209,242	176,447	136,587	100,639	69,614	46,370	29,169	17,237	17,588
FEMALE Prostitution Arrests	190	278	3,620	5,328	9,565	18,116	255,220	455,786	467,584	350,355	241,191	144,934	72,787	27,018	8,192	2,863	1,596

1981- 2017 TOTAL PROSTITUTION ARRESTS ALL BY AGE AND GENDER

CHART 4 1981- 2017 TOTAL PROSTITUTION ARRESTS ALL BY AGE AND GENDER

